



ProSecure ACS

Access Control Systems Catalog 2025



ProSecure Global UK

PRODUCT CATALOG



@2025 all Right Reserved To PROSECURE Global UK

1

Key Features

- Biometric and security hardware catalog
- Face recognition terminals, access control panels, readers, locks, accessories, and turnstiles
- Professional product lineup for enterprise and hospitality environments
- All original catalog pages appended after the branded summary to preserve all exact models and specifications

Redesigned technical summary in Hikvision-style table layout. All original pages are appended after this branded section to preserve the exact original model numbers, specifications, diagrams, and descriptions.

Technical Specifications

| Category | Parameter | Value |
|-----------------|--------------------------|--|
| Category | Biometric Terminals | Speedface-V5L[TD]/[TI], FA1000, FA2000, AI01, AI02, AI03F, AI08T/GL08, AI08/GP08 |
| | UHF & Long Range Readers | G20, G45, U1000E/F, U2000E/F |
| | Access Control Panels | WG001, WG002, WG004, AT8001, AT8002, AT8004, ADCT3000 series, DT20/DT20K |
| | Smart Door Locks | Wooden door locks, XM-S9, XM-S12, XM-S11, XM-B19, XM-300C, HM201-HM902 ser |
| | Readers & Accessories | KR Series, Pro ID, URU4500, ZK8500, ZK4500, SLK20, E01-E12 |
| | Entrance Control | TT100 series, FT100 series, ST100, HT100 |



ProSecure Global UK

PRODUCT CATALOG



@2025 all Right Reserved To **PROSECURE** Global UK

ProSecure Global UK

ProSecure Global LIMITED is a global provider for biometric and security products contain with CCTV access control, Smart door lock, time attendance, turnstiles, video door phone and Magnetic Locks, Electric Striker and RFID Cards . With the continuous enhancement of the development and a plenty of market applications, ProS has gradually constructed identity authentication system and smart security ecosystem, which is based on biometric verification techniques. With years' experience of biometric verifications and security system, ProSecure was officially established in 2015 and now has been a professional enterprise in biometric verification and security field.

Your security, our responsibility, guides us and pushes us forward. The strict quality guarantee system, perfect management system, high- quality products and good after-sales service is our foothold in this field, "Quality First, Reputation First" is our company principle.

ProS strives to integrate biometric verification and security techniques, biometric verification includes smart card, fingerprint, face recognition, finger vein, palm recognition; Security includes building security and personal security. ProS offers integrated and applied solutions and services, including smart security, smart education, smart medicine, smart finance, smart office, smart community, smart judiciary and so on.

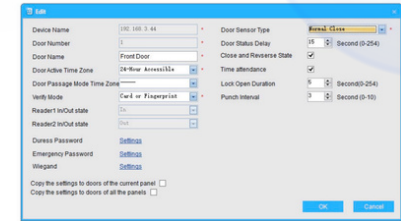
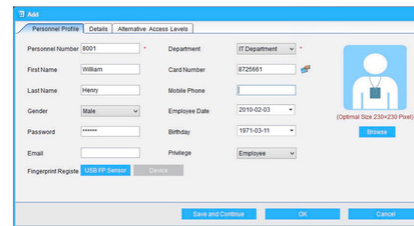
- Our Vision: To be one of the leader in biometric and security field.
- Our Mission: Make the value to be largest for the customers.
- Our Value: Customer Is Our Forever Partner; Integrity, Unity, Innovate.



PROAccess 3.5

One-Stop Access Control & Simple T&A Software

As a One-Stop Access Control & Simple T&A Software, PROAccess3.5 is designed to manage all ProS's access control panels and standalone access control terminals. The software can simultaneously manage access control and generate attendance reports. It is a simple user friendly Desktop Software, a perfect choice for small and medium businesses application.



Access Control

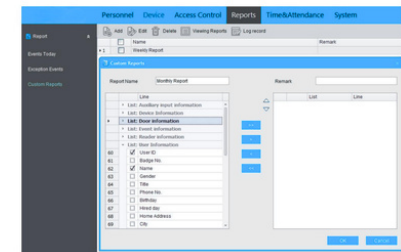
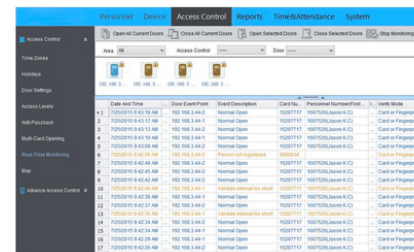
ProStech's Access Control Product Line Contain With Standalone Devices, IP Base Devices, Interneted Access Control Panels, Reader And Accessories With Network Based One Step Access Control And T&A Software, Cloud Server Software For Remote Control.

UI Features:

- Easy to Configure and Use
- Menu-driven Dashboard Display
- Embedded Fingerprint Registration Tool for Registering and Uploading Templates to the Terminals
- Quick Start Links for Common Operations

Door Management:

- Individual Door Configuration for Unlock Duration, Wiegand Format and Request to Exit Mode
- Anti-pass Back and Interlocks Between Doors
- Door Interlocks for Mantrap Control
- In and Out Reader Configuration
- Programming for Duress Password



Real-Time Monitoring

- Real-time Event Monitoring With Door Status Icon
- Photo Pop-ups of Users and Visual Verification
- Remote Opening/closing of an individual or All Doors

Maps, Reports and Maintenance

- Import Maps and Floor Plans for Site-specific Door Management
- Reports with Customized Search Engine
- Multiple Export Formats for Event Logs
- One-click Database Backup
- All system Changes are Logged

SpeedFace V5L(TD)
Facial Recognition Terminal with Temperature Detection

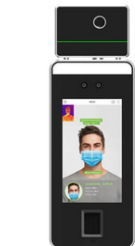
Proface X(TD)
Facial Recognition Terminal with Temperature Detection

SBL8033
Touchless Entrance Control Solution with Temperature Detection



Speedface-V5L(TD)

| | |
|----------------------------------|---|
| Display | 5-inch Touch Screen |
| Face Capacity | 10,000 |
| Palm Capacity | 3,000 |
| Fingerprint/Card Capacity | 10,000 |
| Transactions | 100,000 |
| Communication | TCP/IP, RS232/485, WIFI (Optional) |
| Standard Functions | T9 Input, DST, Camera, 9-digit User ID, Access Levels, Groups, Holidays, Anti-passback, Record Query, Tamper Switch Alarm, Multiple Verify Modes. |
| Hardware | 900MHz Dual Core CPU, Memory 512MB RAM / 8G Flash, 2MP WDR Low Light Camera, Adjustable Light Brightness LED |
| Biometrics Algorithms | ZKFace V5.8 & ZKFinger V10.0 & ZKPalm V12.0 |
| Operating Temperature | 16°C ~ 32°C (60.8°F ~ 89.6°F) |
| Operating Humidity | 10% - 90% |
| Dimensions(L x W x H) | 91.93 * 220 * 22.5 (mm) |



Speedface-V5L(TI)

Visible Face Series

3D Face Recognition Time Attendance & Access Control Linux System



FA1000

| | |
|------------------------------|---|
| Display | 5-inch Touch Screen |
| Face capacity | 500 |
| Transaction | 150,000 |
| OS | Linux |
| Functions | Work Code, DST, Self-service Query, T9 Input, 9-digit User ID, Multiple Verify Modes, Schedule Bell |
| Communications | TCP/IP, ADMS,WI-Fi (Optional), USB Host |
| Biometrics Algorithms | ZKFace V5.8 & ZKFinger V10.0 |
| Power supply | DC 12V 3A |
| Dimensions (W*H*D) | 130 * 119 * 28 (mm) |



FA2000

| | |
|------------------------------|---|
| Display | 2.8 Touch Screen |
| Face Capacity | 1,000 |
| Fingerprint Capacity | 1,000 |
| Card Capacity | 1,000 |
| Transactions | 100,000 |
| Communication | TCP/IP, RS232/485, WIFI (Optional) |
| Standard Functions | T9 Input, DST, Camera, 9-digit User ID, Access Levels, Groups, Holidays, Anti-passback, Record Query, Tamper Switch Alarm, Multiple Verify Modes. |
| Hardware | 900MHz Dual Core CPU, Memory 512MB RAM / 8G Flash, 2MP WDR Low Light Camera, Adjustable Light Brightness LED |
| Biometrics Algorithms | ZKFace V5.8 & ZKFinger V10.0 & ZKPalm V12.0 |
| Operating Temperature | -10°C ~ 45°C |
| Operating Humidity | 10% - 90% |
| Dimensions(L x W x H) | 72 * 174 * 18.5 (mm) |

Waterproof

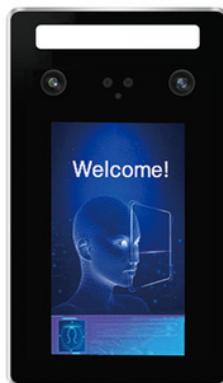
AI01

Advanced Visible Face Recognition Product

Newest Face Recognition Access Control

Featurer

- Multi-language
- Optional WIFI
- Tcp/Ip, And USB Communication.
- High Verification Speed
- IP65Waterproof



| | |
|---------------------------------|---|
| Model | AI01 |
| Display | 5-Inch Color Touch Screen |
| Face Capacity | 50,000 |
| Record Capacity | 500,000 |
| Communication | TCP/IP, WIFI |
| Access control interface | 3rd party electric lock, door sensor, exit button, alarm, Door Bell |
| Language | English, Spanish, Turkish And other 20 national languages, Voice |



New


AI02

Advanced Visible Face Recognition Product

Newest Face Recognition Access Control

Featurer

- Multi-language
- Optional WIFI
- Tcp/Ip, And USB Communication.
- High Verification Speed
- Card Reader & Door Bell



| | |
|---------------------------------|---|
| Model | AI02 |
| Display | 5-Inch Color Touch Screen |
| Face Capacity | 50,000 |
| Record Capacity | 500,000 |
| Communication | TCP/IP, WIFI |
| Access control interface | 3rd party electric lock, door sensor, exit button, alarm, Door Bell |
| Language | English, Spanish, Turkish And other 20 national languages, Voice |



AI03F/GP05LN/GP05L

Advanced Visible Face Recognition Product

Newest Face Recognition And Fingerprint Access Control

Featurer

- Multi-language
- Optional WIFI
- Tcp/Ip, And USB Communication.
- Optional EU Green Code
- High Verification Speed



| | |
|---------------------------------|---|
| Model | AI03F |
| Display | 5-Inch Color Touch Screen |
| Face Capacity | 50,000 |
| Record Capacity | 500,000 |
| Communication | TCP/IP, WIFI |
| Access control interface | 3rd party electric lock, door sensor, exit button, alarm, Door Bell |
| Language | English, Spanish, Turkish And other 20 national languages, Voice |



AI05

Advanced Visible Face Recognition Product

Newest Face Recognition And Fingerprint Access Control

Featurer

- Multi-language
- Tcp/Ip, And WIFI Communication.
- Optional EU Green Code
- High Verification Speed



| | |
|---------------------------------|---|
| Model | AI08T/GL08 |
| Display | 8-Inch Color Touch Screen |
| Face Capacity | 50,000 |
| Record Capacity | 500,000 |
| Communication | TCP/IP, WIFI |
| Access control interface | 3rd party electric lock, door sensor, exit button, alarm, Door Bell |
| Language | English, Spanish, Turkish And other 20 national languages, Voice |



EU Green Code

AI08/GP08LN

Advanced Visible Face Recognition Product

Newest Face Recognition Access Control

Featurer

- Multi-language
- Optional WIFI
- Tcp/Ip, And USB Communication.
- Optional EU Green Code
- High Verification Speed



| | |
|---------------------------------|---|
| Model | AI08/GP08LN |
| Display | 8-Inch Color Touch Screen |
| Face Capacity | 50,000 |
| Record Capacity | 500,000 |
| Communication | TCP/IP, WIFI |
| Access control interface | 3rd party electric lock, door sensor, exit button, alarm, Door Bell |
| Language | English, Spanish, Turkish And other 20 national languages, Voice |



New

AI08-T/GL08 (EU Green Code)

Advanced Visible Face Recognition Product With Temperature Sensor Series

Newest Face Recognition Hybrid Biometric Access Control Terminal

Featurer

- Multi-language
- Tcp/Ip, And WIFI Communication.
- Optional EU Green Code
- High Verification Speed



| | |
|---------------------------------|---|
| Model | AI08T/GL08 |
| Display | 8-Inch Color Touch Screen |
| Face Capacity | 50,000 |
| Record Capacity | 500,000 |
| Communication | TCP/IP, WIFI |
| Access control interface | 3rd party electric lock, door sensor, exit button, alarm, Door Bell |
| Language | English, Spanish, Turkish And other 20 national languages, Voice |



New

AI07

Advanced Visible Face Recognition Product

Newest Face Recognition Access Control

Featurer

- Multi-language
- Optional WIFI
- Tcp/Ip, And USB Communication.
- Optional EU Green Code
- High Verification Speed



| | |
|---------------------------|---|
| Model | AI07 |
| Display | 5-Inch Color Touch Screen |
| Face/Fingerprint Capacity | 50,000 |
| Record Capacity | 500,000 |
| Communication | TCP/IP, USB |
| Access control interface | 3rd party electric lock, door sensor, exit button, alarm, Door Bell |
| Language | English, Spanish, Turkish And other 20 national languages, Voice |



New

F850

Face And Fingerprint Time Attendance And Access Control

Newest Face Recognition Hybrid Biometric Access Control Terminal

Featurer

- Multi-language
- Tcp/Ip, And USB.
- Optional WIFI, Mifare
- High Verification Speed



| | |
|--------------------------|---|
| Model | F850 |
| Display | 4.3-Inch Color Touch Screen |
| Face Capacity | 1,500 |
| Fingerprint Capacity | 5,000 |
| Card Ccapacity | 5,000 |
| Record Capacity | 500,000 |
| Communication | TCP/IP, USB |
| Access control interface | 3rd party electric lock, door sensor, exit button, alarm, Door Bell |
| Language | English, Spanish, Turkish And other 20 national languages, Voice |



Mini
Uface3
Advanced Visible Face Recognition Product
RFID&Mifare Card Reader



Featurer

- Multi-language
- WIFI Communication
- Touch Screen
- High Verification Speed
- Could & Lan Version Software



| | |
|---------------------------------|---|
| Model | Uface3 |
| Display | 2.8-Inch Color Touch Screen |
| Face/Card Capacity | 1,000 |
| Record Capacity | 150,000 |
| Communication | WIFI |
| Access control interface | 3rd party electric lock, door sensor, exit button, alarm, Door Bell |
| Language | English, Spanish, Turkish And other 20 national languages, Voice |



New
Uface5/Uface5-Temperature
Advanced Visible Face Recognition Product

Featurer

- Multi-language
- Tcp/Ip, WIFI And USB Communication
- Standard Mifare Reader
- High Verification Speed



| | |
|---------------------------------|---|
| Model | Uface5/Uface5-T |
| Display | 5-Inch Color Touch Screen |
| Face Capacity | 50,000 |
| Card Capacity | 50,000 |
| Record Capacity | 1,000,000 |
| Communication | TCP/IP, USB |
| Access control interface | 3rd party electric lock, door sensor, exit button, alarm, Door Bell |
| Language | English, Spanish, Turkish And other 20 national languages, Voice |



Mini
Uface5 lite
 Advanced Visible Face Recognition Product
 Access Control



- Featurer**
- Multi-language
 - WIFI Communication
 - Touch Screen
 - High Verification Speed
 - Could & Lan Version Software

| | |
|---------------------------------|---|
| Model | Uface5 Lite |
| Display | 5-Inch Color Touch Screen |
| Face/Card Capacity | 3,000 |
| Record Capacity | 30,000 |
| Communication | TCP/IP, WIFI |
| Access control interface | 3rd party electric lock, door sensor, exit button, alarm, Door Bell |
| Language | English, Spanish, Turkish And other 20 national languages, Voice |



New
Uface5/Uface5-Temperature
 Advanced Visible Face And Fingerprint / QR Code Recognition Product
 Access Control




- Featurer**
- Multi-language
 - Tcp/Ip, WIFI And USB Communication
 - Standard Mifare Reader
 - High Verification Speed

| | |
|---------------------------------|---|
| Model | Uface5 pro/Uface5 pro-FP/QR |
| Display | 5-Inch Color Touch Screen |
| Face Capacity | 10,000 |
| Fingerprint Capacity | 10,000 |
| Card Ccapacity | 50,000 |
| Record Capacity | 1,000,000 |
| Communication | TCP/IP, USB, WIFI, BLUETOOTH |
| Access control interface | 3rd party electric lock, door sensor, exit button, alarm, Door Bell |
| Language | English, Spanish, Turkish And other 20 national languages, Voice |



Mini
Uface7 pro
 Advanced Visible Face Recognition Product
 EM&Mifare Card Reader



- Featurer**
- Multi-language
 - Tcp/Ip, WIFI And USB Communication
 - Touch Screen
 - High Verification Speed
 - Could & Lan Version Software
 - Standard Mifare And EM card Reader

| | |
|---------------------------------|---|
| Model | Uface7 pro |
| Display | 2.8-Inch Color Touch Screen |
| Face/Card Capacity | 50,000 |
| Record Capacity | 1,000,000 |
| Communication | TCP/IP, USB, WIFI |
| Access control interface | 3rd party electric lock, door sensor, exit button, alarm, Door Bell |
| Language | English, Spanish, Turkish And other 20 national languages, Voice |



New
Uface8/Uface8-T
 Advanced Visible Face Recognition Product
 Optional Temperature Sensor



- Featurer**
- Multi-language
 - Tcp/Ip, WIFI And USB Communication
 - Standard Mifare Reader
 - High Verification Speed
 - Optional Temperature Sensor
 - Optional Wall And Turnstile Installation

| | |
|---------------------------------|---|
| Model | Uface8/Uface8-t |
| Display | 8-Inch Color Touch Screen |
| Face Capacity | 50,000 |
| Card Capacity | 50,000 |
| Record Capacity | 1,000,000 |
| Communication | TCP/IP, USB, WIFI |
| Access control interface | 3rd party electric lock, door sensor, exit button, alarm, Door Bell |
| Language | English, Spanish, Turkish And other 20 national languages, Voice |





G20/G45

UHF Card Reader

6M/15M; Wiegand, RS232/485, TCP/IP

| Model | G20 | G45 |
|------------------|---|----------------|
| Reading Distance | 0-6M | 0-15M |
| Working Voltage | 12V | |
| Power | Max. 4W | Maz 12W |
| Frequency Range | 840-960MHZ(can be customized) | |
| Output | 30dBm (Adjustable) | |
| Protocol | ISO18000-6C(EPC Class1 Gen2)/ISO18000-6B | |
| Software | SDK, VB, VC Demo | |
| Antenna Gain | 8dBi | 12dBi |
| Communication | RS232/RS485; Wiegand26/34; TCP/IP(option) | |
| Size | 227*227*60 (mm) | 227*227*60(mm) |

U1000/U2000

UHF Card Access Control Terminal

5M/15M; TCP/IP, USB, RS232/485



Access Control Function



Long Reader Distance



IP66 Protect Level



Supports ZKAccess3.5

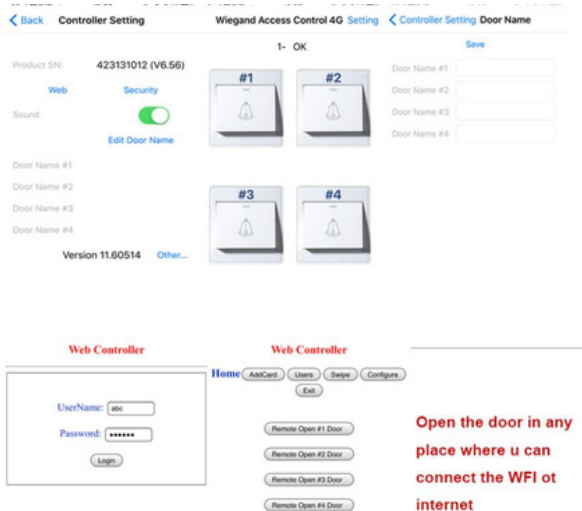
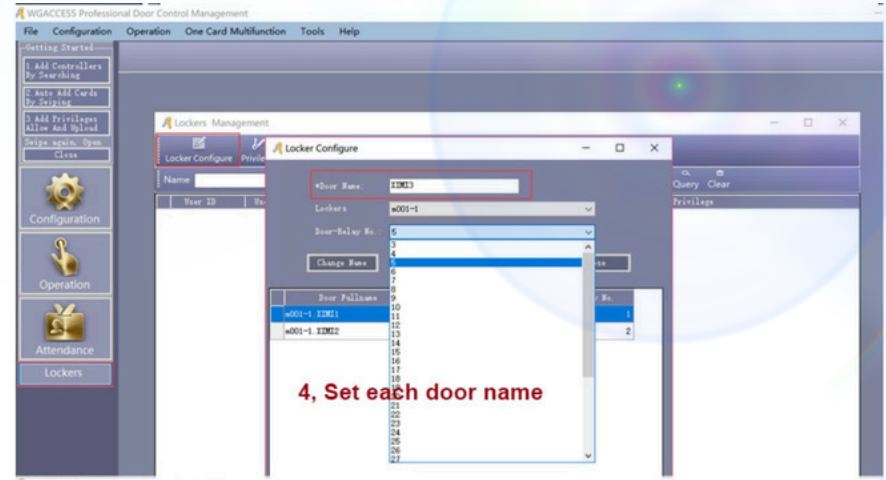

| Model | U1000E, U1000F | U2000E, U2000F |
|--------------------------|--|---------------------------|
| Card Capacity | 5000 | |
| Transactions | 30,000 | |
| Hardware Platform | ZMM220 | |
| Working Frequency | F Series: 902Mhz-926MHz; E Series: 865MHz-868MHz | |
| Reading Distance | 0 - 6m (Stable is 0 - 5m) | 0 -12m (Stable is 0 -10m) |
| Communication | TCP/IP (connect access software) , USB (connect demo) | |
| Access Control Interface | 3rd Party Electric Lock, Door Sensor, Exit Button, Alarm, Wiegand In/Out | |
| Antenna Gain | 8dBi | 12dBi |
| Output Power | 18dBm-26dBm | |
| Support Software | ZKAccess3.5, ZKBioSecurity3.0 | |
| Power Supply | 12V3A | |
| Working Temperature | -20 °C -+60 °C | |
| Working Humidity | <95% (25°C) | |
| Dimension | 250mm*250mm*70mm (±5) | 445mm*445mm*70mm (± 5) |

ProSecure Economic ACS System



| Model | F211 | XM28 | MF131 | MF151 | XM80 | TFS20 |
|----------------------|---|-------------|---------|-----------|------|-------------|
| Display | 2.4 inch color screen | | | | | |
| Fingerprint Capacity | 500 | | 3,000 | | | |
| Card Capacity | 1,000 | | 10,000 | | | |
| Record Capacity | 50,000 | | 100,000 | | | |
| Hardware Platform | XM110 | ZX70 | | XM110 | | ZX70 |
| Algorithm Version | XM8.0 | XM9.0 | | XM8.0 | | XM9.0 |
| Communications | TCP/IP, USB-Host, RS232/485 | | | | | |
| Access Control | Electric lock, Door sensor, Alarm, Exit button, Door Bell | | | | | |
| Wiegand Signal | Input & Output | | | | | |
| Standard Functions | DST, Record query, T9 input, 9 digit user ID, Anti-passback, Scheduled-Bell | | | | | |
| Optional | Mifare | | | | | |
| Card Type | 125KHZ EM | | | | | |
| Power supply | DC 12V 3A | | | | | |
| Operating Temp. | 0°C-45°C | | | | | |
| Operating Humidity | 20%-80% | | | | | |
| Software | A5 (Free) | XM11 (Free) | | A5 (Free) | | XM11 (Free) |

WG Access Control Manage



Open the door in any place where u can connect the WFI or internet

1. Support ACCESS & SQL database.
2. Offline Operation.
3. Real-time Supervision.
4. Photo Display.
5. Mass Storage.
6. Flexible user privilege setup.
7. Remote Unlocking.
8. Multi-user supervision.
9. Simply checking and query
10. Revisable and printable report form.
11. Report can be exported to EXCEL file.
12. Fingerprint+card+password unlocking.
13. Alarm door left open (requires door sensors)
14. Alarm for invalid card swiping.
15. First card unlocking.
16. Alarm for illegal break in.
17. Unlocking at specified time.
18. Integrated fire control.
19. Anti-passback & anti-tail.
20. Interlocking.(Only available for 2-door controller and 4-door controller)
21. Multi-card unlocking.
22. Emergency double locking.
23. In door population checking.
24. Unlocking based on internal and external validation.
25. Normal shift and multi-shifts time attendance management system.
26. Fixed ration dining management system.
27. Meeting attendance management system.
28. Online Patrol management system
29. Security Alarm management system
30. Record Push butto, door staus events
31. Came support
32. Threat code valid after register card swipe
33. WAN internet communication
34. Support One to More (Cabinet Lock & Elevator)

WG Access Control Panel

WAN Biometric Networked Access Control



| | | | |
|------------------------|---------|---------|---------|
| Model | WG001 | WG002 | WG004 |
| Card Capacity | 20,000 | 20,000 | 20,000 |
| Record Capacity | 100,000 | 100,000 | 100,000 |
| Communication | TCP/IP | TCP/IP | TCP/IP |
| Wiegand input | 2ea | 4ea | 4ea |



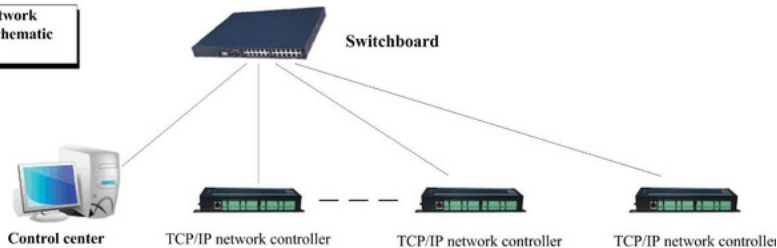
| | | | |
|------------------------|---------|---------|---------|
| Model | AT8001 | AT8002 | AT8004 |
| Card Capacity | 40,000 | 40,000 | 40,000 |
| Record Capacity | 100,000 | 100,000 | 100,000 |
| Communication | TCP/IP | TCP/IP | TCP/IP |
| Wiegand input | 2ea | 4ea | 4ea |



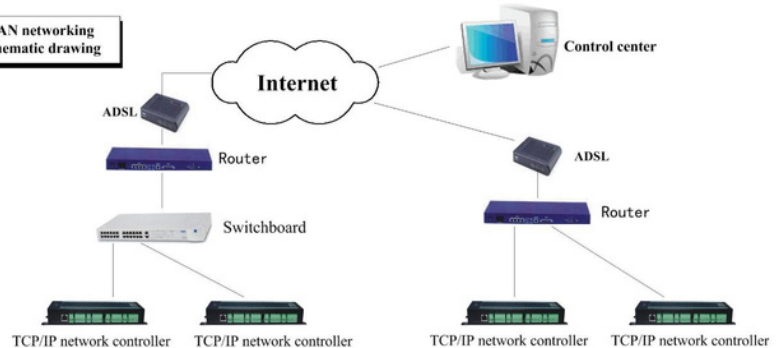
| | | | |
|------------------------|------------|------------|------------|
| Model | ADCT3000-1 | ADCT3000-2 | ADCT3000-4 |
| Card Capacity | 200,000 | 200,000 | 200,000 |
| Record Capacity | 200,000 | 200,000 | 200,000 |
| Communication | TCP/IP 2ea | TCP/IP 4ea | TCP/IP 4ea |
| Wiegand input | | | |

Diagram:


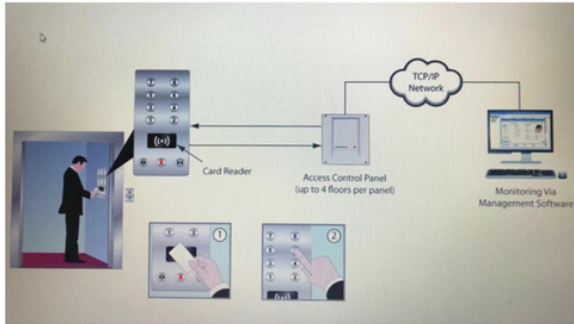
Local area network networking schematic drawing



WAN networking schematic drawing



One To More Access Control Panel



| | | |
|--------------------------|---------|-------|
| Model | DT20 | DT20K |
| Card Capacity | 20,000 | None |
| Record Capacity | 100,000 | None |
| Communication | TCP/IP | None |
| Wiegand input | 1ea 1ea | None |
| Fire signal input | None | None |
| Relay Output | | 20 |

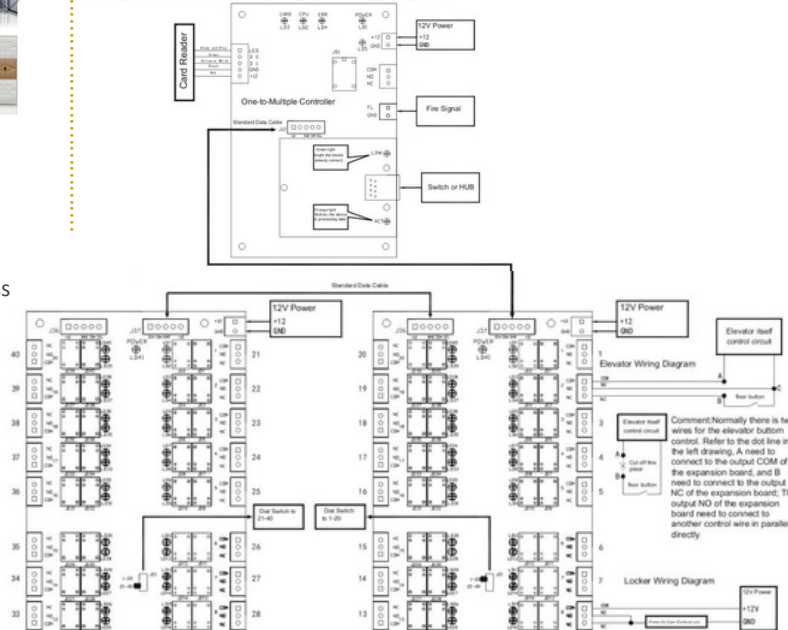


Elevator & Cabinet Controller

ProStech One to More Access Control Panel Widely Use In Elevator And Cabinet Field, It Can Competitive With WG Access Control Series, And It Support WAN, Also It Comes With Privilege Setting


One-to-multiple controller Wiring Diagram (TCP/IP Communication)

Managemet Elevator or Locker System Wiring Diagram



| | | |
|----------------------|----|--------------------|
| Model | AC | P1 |
| Voltage DC | | 110-260V |
| Voltage DC | | 12V |
| Current | | 5A |
| Key | | Support |
| Support Panel | | C3, LP, DT, AT etc |

Auxiliary Board



Slave & USB Fingerprint Reader For WG Controller

XM1081

Mini Wiegend Fingerprint Reader

IP65 Ready



| | |
|-----------------------|-----------------|
| Sensor | Optical Sensor |
| Fingerprint Capacity | 1,000 |
| Communication | Wiegend |
| Card Type | Mifare Card |
| Power Supply | 12V DC, 3A |
| Operating Temperature | -10°C ~ 45°C |
| Operating Humidity | 20% - 80% |
| Dimensions(L x W x H) | 179 x 89 x 45mm |



XM1080

Mini Wiegend Fingerprint Reader

IP65 Ready



| | |
|-----------------------|-----------------|
| Sensor | Optical Sensor |
| Fingerprint Capacity | 1,000 |
| Communication | Wiegend |
| Card Type | Mifare Card |
| Power Supply | 12V DC, 3A |
| Operating Temperature | -10°C ~ 45°C |
| Operating Humidity | 20% - 80% |
| Dimensions(L x W x H) | 120 x 72 x 20mm |



XM1025

Mini USB Fingerprint Reader



| | |
|-----------------------|---|
| Sensor | Optical Sensor |
| Resolution | 450 DPI / 256 gray |
| Communication | USB |
| Support O/S | Windows XP and Vista, Windows7, Windows10 |
| USB Cable | 150CM |
| Operating Temperature | -10°C ~ 45°C |
| Operating Humidity | 20% - 80% |
| Dimensions(L x W x H) | 179 x 89 x 45mm |

XM1027

Mini USB Fingerprint Reader



| | |
|-----------------------|---|
| Sensor | Optical Sensor |
| Resolution | 450 DPI / 256 gray |
| Communication | USB |
| Support O/S | Windows XP and Vista, Windows7, Windows10 |
| USB Cable | 150CM |
| Operating Temperature | -10°C ~ 45°C |
| Operating Humidity | 20% - 80% |
| Dimensions(L x W x H) | 120 x 72 x 20mm |

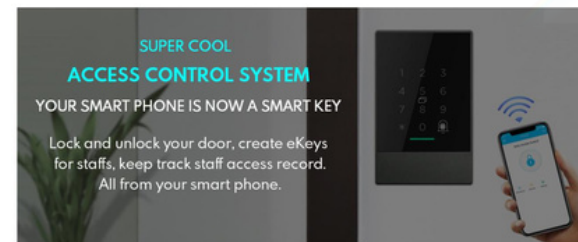
Smart TLock WIFI/Bluetooth Access Control

XM-K3Q

QR Code TLock Access Control



THERE IS NO THIRD PARTY TO KNOW THE PASSWORD AND EKEY, EXCEPT FOR YOURSELF



TTLock Gateway Remote Manage

- ✓ Optional gateway
- ✓ Remote control management
- ✓ Grasp the door lock dynamics in real time
- ✓ Send and delete unlocking information

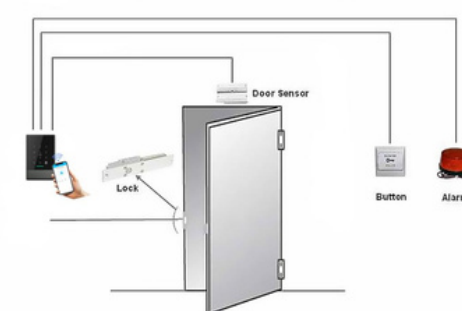
- APP send key
- APP send password
- APP key management
- APP password management
- App IC card management
- APP fingerprint management
- APP operation record
- APP setting center

*Remote function require Gateway matching to use.



Long range remote control bluetooth smart access control

Now you can unlock the door from anywhere on th earth



TTLock Access Control Terminal



| Model | K2/K2F | K3/K3F | K3W/K3FW | K3Q | H3/HF3 | H4/HF4 | CH4/CF4 |
|---------------|---------------|---------------|---------------|---------------|---------------|---------------|---------------|
| Capacity | 100 | 100 | 100 | 100 | 100 | 100 | 100 |
| Waterproof | IP65 | IP68 | IP68 | IP68 | IP66 | IP66 | IP66 |
| Communication | Bluetooth | Bluetooth | WIFI | Bluetooth | Bluetooth | Bluetooth | Bluetooth |
| Card Type | Mifare | Mifare | Mifare | Mifare | Mifare | Mifare | Mifare |
| Size | 125*79*15.5mm | 125*79*15.5mm | 125*79*15.5mm | 125*79*15.5mm | 148*43.5*22mm | 148*43.5*22mm | 148*43.5*22mm |



| Model | K4F | H1/HF1 | K22/K22F | K5/K5F | S7 | S7K |
|------------|---------------|-------------|-----------------|-------------|------------|------------|
| Capacity | 100 | 100 | 100 | 100 | 100 | 100 |
| Waterproof | IP65 | IP66 | IP65 | IP66 | IP66 | IP66 |
| Wiegand | Bluetooth | Bluetooth | Bluetooth | Bluetooth | Bluetooth | Bluetooth |
| Card Type | Mifare | Mifare | Mifare | Mifare | Mifare | Mifare |
| Size | 160*74.9*18mm | 145*62*21mm | 125.3*79.2*19mm | 145*79*19mm | 73*73*20mm | 73*73*20mm |

Smart TUYA WIFI/Bluetooth Access Control

T12W

tuya
Most popular
IOT Smart Home Platform

7 Main Function

- Wifi to **tuya**
- Bluetooth to **tuya**
- 2000card or Password user as a standalone keypad
- Wiegand 26/34 output reader
- Standalone/Reader/Toggle relay modes
- Data backup
- Admin add card+Admin Delete card



WiFi Bluetooth

1 Scan QR code to download Tuya APP or Search Tuya on App store to download it.





Scan QR code

OR



Search TuyaSmart to download APP



| Model | S601-WIFI | T12-WIFI | T15-WIFI | T3-WIFI |
|------------|-----------------|---------------|---------------|--------------|
| Capacity | 2,000 | 2,000 | 2,000 | 2,000 |
| Waterproof | IP65 (Optional) | Optional IP65 | Optional IP65 | IP65 |
| Wiegand | Input&output | Input&output | Input&output | Input&output |
| Optional | EM/Mifare | EM/Mifare | EM/Mifare | EM/Mifare |
| Size | 120*56*20mm | 117*71*22mm | 120*76*23mm | 155*45*20mm |



| Model | TF3-WIFI | H3/HF3-WIFI | H1/HF1-WIFI | HF3/4-WIFI |
|------------|--------------------------|--------------------------|--------------------------|--------------------------|
| Capacity | 300 finger 10000 card | 300 finger 10000 card | 300 finger 10000 card | 300 finger 10000 card |
| Waterproof | IP65(Optional) | IP66 | IP66 | IP66 |
| Wiegand | Input&output | Input&output | Input&output | Input&output |
| Optional | EM/Mifare | EM/Mifare | EM/Mifare | EM/Mifare |
| Size | 120*76*23mm | 148*43.5*22mm | 145x62x21mm | 148*43.5*22mm |

Standalone Access Control



| Model | F004 | F007 | F007-B | F008 | F006 | M07 | M07-K |
|------------|--------------|-------------|-------------|-------------|-------------|-------------|-------------|
| Capacity | 1,000 | 1,000 | 1,000 | 1,000 | 2,000 | 1,000 | 1,000 |
| Waterproof | None | None | None | Surface | Surface | IP68 | IP68 |
| Wiegand | Not | Not | Not | Out & In | Out & In | Out & In | Out & In |
| Card Type | EM/mifare | EM/mifare | EM/mifare | EM/mifare | EM/mifare | EM/mifare | EM/mifare |
| Size | 117*117*21mm | 120*78*22mm | 117*75*20mm | 120*78*22mm | 117*70*20mm | 128*85*22mm | 128*85*22mm |



| Model | S7 | S8 | K7 | K8 | SF7 | SF8 |
|------------|------------|-------------|------------|-------------|------------|-------------|
| Capacity | 2,000 | 2,000 | 2,000 | 2,000 | 100+900 | 100+900 |
| Waterproof | IP66 | IP66 | IP66 | IP66 | IP66 | IP66 |
| Wiegand | None | None | None | None | None | None |
| Card Type | EM | EM | EM | EM | EM | EM |
| Size | 73*73*20mm | 105*73*20mm | 73*73*20mm | 105*73*20mm | 73*73*20mm | 115*73*20mm |

Metal Standalone RFID Access Control Without Software



| Model | M01 | K5 | K6 | K8 | K9 | K10 | H3/H4 |
|------------|-------------|--------------|-----------------|-----------------|-----------------|-----------------|----------------------------|
| Capacity | 500 | 2,000 | 2,000 | 2,000 | 2,000 | 2,000 | 2,000 |
| Waterproof | Surface | Surface | IP65 (Optional) | IP65 (Optional) | IP65 (Optional) | IP65 (Optional) | IP65/IP68 Optional |
| Wiegand | None | Input&output | Input&output | Input&output | Input&output | Input&output | Input&output |
| Optional | None | EM/Mifare | EM/Mifare | EM/Mifare | EM/Mifare | EM/Mifare | EM/Mifare |
| Size | 128*82*22mm | 110*75*25mm | 86*86*25mm | 118*78*25mm | 120*80*25mm | 110*75*25mm | 115*75*25mm 143*58*25mm |



| Model | S100 | S500 | S600 | M06/S601/S601S | S602/S602S | S603/S603S | M18/M18-L |
|------------|-----------------|-----------------|-----------------|-----------------|-----------------|-----------------|----------------------------|
| Capacity | 2,000 | 2,000 | 2,000 | 2,000 | 2,000 | 2,000 | 2,000 |
| Waterproof | IP65 (Optional) | IP65 (Optional) | IP65 (Optional) | IP65 (Optional) | IP65 (Optional) | IP65 (Optional) | IP65/IP68 Optional |
| Wiegand | Input&output | Input&output | Input&output | Input&output | Input&output | Input&output | Input&output |
| Optional | EM/Mifare | EM/Mifare | EM/Mifare | EM/Mifare | EM/Mifare | EM/Mifare | EM/Mifare |
| Size | 120*80*25mm | 120*80*25mm | 120*56*20mm | 120*56*20mm | 120*56*20mm | 120*56*20mm | 115*75*25mm 143*58*25mm |

Touch Keypad Access Control Terminal



| Model | T2/T3/T4 | T5 | T50 | T6 | T60 | T8 | T9 |
|------------|--------------|--------------|--------------|---------------------|---------------------|---------------------|---------------------|
| Capacity | 2,000 | 2,000 | 2,000 | 2,000 | 2,000 | 2,000 | 2,000 |
| Waterproof | IP65 | IP65 | IP65 | IP65(IP68 Optional) | IP65(IP68 Optional) | IP65(IP68 Optional) | IP65(IP68 Optional) |
| Wiegand | Input&output | Input&output | Input&output | Input&output | Input&output | Input&output | Input&output |
| Optional | EM/Mifare | EM/Mifare | EM/Mifare | EM/Mifare | EM/Mifare | EM/Mifare | EM/Mifare |
| Size | 155*45*20mm | 130*60*22mm | 100*68*22mm | 141*58*23mm | 115*75*23mm | 86*86*20mm | 121*79*21mm |



| Model | T12 | T15 | T1101 | T1102 | T1301 | T1302 | H3/HF3-WIFI |
|------------|---------------|---------------|--------------|--------------|--------------|--------------|--------------------------|
| Capacity | 2,000 | 2,000 | 2,000 | 2,000 | 2,000 | 2,000 | 300 finger 10000 card |
| Waterproof | Optional IP65 | Optional IP65 | IP65 | IP65 | IP65 | IP65 | IP66 |
| Wiegand | Input&output | Input&output | Input&output | Input&output | Input&output | Input&output | Input&output |
| Optional | EM/Mifare | EM/Mifare | EM/Mifare | EM/Mifare | EM/Mifare | EM/Mifare | EM/Mifare |
| Size | 117*71*22mm | 120*76*23mm | 135*48*23mm | 119*73*23mm | 135*48*23mm | 118*81*21mm | 148*43.5*22m23m |

Embedded Standalone Access Control



| Model | E1 | E2 | E3 | EK2 | EK3 | EH3 |
|------------|-------------|--------------|------------|--------------|------------|------------|
| Capacity | 2,000 | 2,000 | 2,000 | 2,000 | 2,000 | 2,000 |
| Waterproof | IP66 | IP66 | IP66 | IP66 | IP66 | IP66 |
| Wiegand | Out & In | Out & In | Out & In | Out & In | Out & In | Out & In |
| Card Type | EM | EM | EM | EM | EM | EM |
| Size | 115*40*25mm | 115*70*25 mm | 86*86*25mm | 115*70*25 mm | 86*86*25mm | 86*86*25mm |



| Model | EF1 | EF2 | EF3 | EF4 |
|------------|-------------|--------------|------------|---------------|
| Capacity | 1,000 | 1,000 | 1,000 | 1,000 |
| Waterproof | IP66 | IP66 | IP66 | IP66 |
| Wiegand | Out & In | Out & In | Out & In | Out & In |
| Card Type | EM | EM | EM | EM |
| Size | 115*40*25mm | 115*70*25 mm | 86*86*25mm | 168x48x17.5mm |

Standalone Biometric Access Control

Easy & Fingerprint & Card & Password



| Model | CF1 | CF2 | TF1(Optional WIFI) | TF2(Optional WIFI) | KF1 | KF5 |
|------------|---------------------------------------|-------------------------|--------------------------|--------------------------|--------------------------|--------------------------|
| Capacity | 1000 face 300 finger 10000 card | 1000 face 10000 card | 300 finger 10000 card | 300 finger 10000 card | 300 finger 10000 card | 300 finger 10000 card |
| Waterproof | Surface | Surface | IP65(Optional) | IP65(Optional) | IP65(Optional) | IP65(Optional) |
| Wiegand | Input&output | Input&output | Input&output | Input&output | Input&output | Input&output |
| Optional | EM | EM | EM/Mifare | EM/Mifare | EM/Mifare | EM/Mifare |
| Size | 139*69*22mm | 109*59*23 mm | 139*69*22mm | 135*47*22mm | 152*60*24mm | 109*59*23 mm |



| Model | M60 | SF01/SF04 | SF02/SF05 | HF1 | HF3/4 | XM70 |
|------------|---|--------------------------------------|--|-------------|-------------|-------------------|
| Capacity | 300 finger 10000 card | 1,000/100 finger 2,000/1,000 card | 1,000/100 finger 2,000/890 Password | 1,000 | 1,000 | 500 finger & card |
| Waterproof | IP65 | IP66 | IP66 | IP66 | IP66 | none |
| Wiegand | Input&output | output | output | output | output | none |
| Optional | EM/Mifare | EM | EM | EM | EM | EM |
| Size | 118*45*27mm 115*57*21mm 118*56*22mm | 128*48*4mm | 137*58*26mm 135*55*25mm | 116x45x22mm | 116x45x22mm | 88*88*33.6 mm |

KR Series Card Reader

Stable, Economic



RFID/Mifare Card Readers

Read Range

KRxxx-E: Up to 10CM
KRxxx-M: Up to 5CM

Reading Time
≤ 300ms

Input Port

External LED Control
External Buzzer Control

Material

ABS+PC with texture

Output Format

KRxxx-E: 26bit Wiegand (Default)
KRxxx-M: 34bit Wiegand (Default)

Power/Current
DC 6-14V / Max.70mA

LED

Red and Green LEDs

Operating Temperature

-10° C to +65° C

Operating Humidity

10% to 90% relative humidity
non-condensing

Beeper

Yes

Index of Protection

KR100-E/M: IP65
KR101-E/M: IP65
KR102-E/M: IP64

Dimensions

| | KR100 E/M | KR101 E/M | KR102 E/M |
|---------|-----------|-----------|-----------|
| Height: | 11.6cm | 7.8cm | 8.6cm |
| Depth: | 1.6cm | 1.6cm | 2cm |
| Width: | 7.5cm | 4.3cm | 8.6cm |

RFID/Mifare Card Readers

Read Range

KRxxx-E: Up to 10CM
KRxxx-M: Up to 5CM

Reading Time
≤ 300ms

Input Port

External LED Control
External Buzzer Control

Material

ABS+PC with texture

Output Format

KRxxx-E: 26bit Wiegand (Default)
KRxxx-M: 34bit Wiegand (Default)

Power/Current
DC 6-14V / Max.70mA

LED

Red and Green LEDs

Operating Temperature

-10° C to +65° C

Operating Humidity

10% to 90% relative humidity
non-condensing

Beeper

Yes

Index of Protection

KR200-E/M: IP65
KR201-E/M: IP65
KR202-E/M: IP64

Dimensions

| | KR200 E/M | KR201 E/M | KR202 E/M |
|---------|-----------|-----------|-----------|
| Height: | 8.6cm | 11.6cm | 8.6cm |
| Depth: | 1.6cm | 1.6cm | 2cm |
| Width: | 8.6cm | 7.5cm | 8.6cm |

KR Series Card Reader

New Arrival



KR600 Series

RFID/Mifare Card Readers

Read Range

KRxxx-E: Up to 10CM
KRxxx-M: Up to 5CM

Reading Time
< 300ms

Input Port

External LED Control
External Buzzer Control

Material

ABS+PC with texture

Output Format

KRxxx-E: 26bit Wiegand (Default)
KRxxx-M: 34bit Wiegand (Default)

Power/Current
DC 6-14V / Max.70mA

LED

Red and Green LEDs

Operating Temperature
-10° C to +65° C

Operating Humidity

10% to 90% relative humidity
non-condensing

Beeper

Yes

Index of Protection

KR600-E/M: IP65
KR601-E/M: IP65
KR602-E/M: IP64

Dimensions

| | KR600 E/M | KR601 E/M | KR602 E/M |
|---------|-----------|-----------|-----------|
| Height: | 11.6cm | 8.6cm | 8.6cm |
| Depth: | 1.6cm | 1.6cm | 2cm |
| Width: | 7.5cm | 8.6cm | 8.6cm |



KR702E/M

Full touch key waterproof reader

KR702 reader is a full touch key waterproof reader,the Product is IP65 waterproof,and can be used for outdoor.The reader further enrich the diversity of ZK reader product.Meanwhile,the product is made of full acrylic appearance,full touch key,design high-end fashion, and suitable for the application of high-end places.

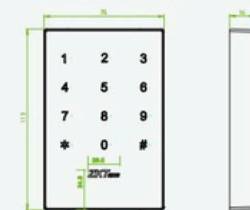
Features

- IP65 waterproof
- Full touch key
- Seal design,and can be used directly in the outdoor
- The full acrylic craft shell,fashion and durable

Specifications

| | | |
|-----------------------|--|------------|
| Model | KR702E | KR702M |
| Wiegand Signal | Wiegand 26 | Wiegand 34 |
| Power Supply | 12V DC,<90mA | |
| Effective Distance | 0-8cm (Different according to different working conditions and different card) | |
| Read Time | <80ms | |
| Operating Frequency | 125KHz | 13.56MHz |
| Operating Temperature | 0 °C-70 °C | |
| Operating Humidity | 20%-80% | |
| Dimension(L x W x H) | 113x75x16mm | |

Dimensions (mm)



Pro ID & Wireless RFID Card Reader

New Arrival

Pro ID/ KR8xx Series

Pro ID 10/20/30/40
KR800/801/802/803

Green Lable



Read Range

ProID10 EM/IC 3.5cm.
ProID20/30/40 EM/IC 5cm.

Reading Time

≤300ms

Input Port

External LED Control
External Buzzer Control

Material

ABS+PC

Output Format

Wiegand 26bit or 34bit Adjustable

Power

Operating Voltage 7~13V DC
Current Draw < 80mA

LED

Pulsing White Standby Light
Red and Green LEDs

Operating Temperature

-20 °C ~ 65 °C

Operating Humidity

10% ~ 90% Relative Humidity
Non-Condensing

Audio

Beep

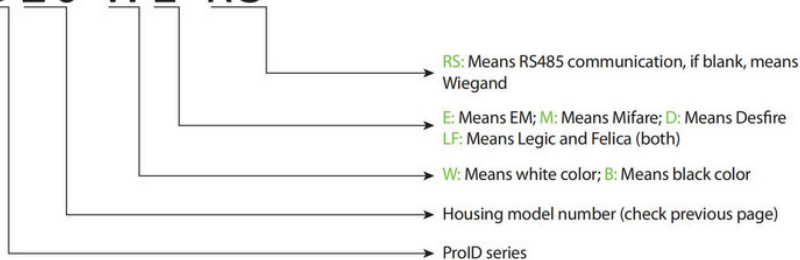
Index Protection

IP65

Dimensions

ProID10: 80.5 × 44 × 15mm.
ProID20/30: 90 × 90 × 16mm.
ProID40: 116 × 75 × 15mm.

ProID20 WE-RS



Wireless Mifare Card Reader


Wiegand Mifare Card Reader
Black & White



| | |
|-----------------------|---|
| Card Type | RFID/Mifare Card |
| Read Range | Up to 5CM |
| Output Format | Wiegand26 |
| Reading Time | ≤0.3S |
| Input Port | 2ea (External LED Control, External Buzzer Control) |
| Power Supply | 6-14V DC, Max 70mA |
| Led | Green & Red |
| IP Class | IP65 |
| Work Frequency | 433MHZ |
| Distance | 30M |
| Material | ABS+PC with texture |
| Operating Temperature | -10°C ~ 65°C |
| Operating Humidity | 10% - 80% |
| Dimensions(L x W x H) | 120 x 50 x 20 (mm) |

Small Size Card Reader

XM-MN01



| | |
|------------------------------|----------------------------|
| Card Type | RFID/Mifare Card |
| Read Range | Up to 5CM |
| Output Format | Wiegand26/34 |
| Reading Time | ≤0.3S |
| Input Port | 1ea (External LED Control) |
| Power Supply | 6-14V DC, Max 70mA |
| Led | Red |
| IP Class | IP65 |
| Material | ABS+PC |
| Operating Temperature | -10°C ~ 65°C |
| Operating Humidity | 10% - 80% |
| Dimensions(L x W x H) | 25 x 22 (mm) |

Metal Card Reader

| | | | |
|--|---|---|---|
|  |  |  |  |
| Model: R5 Size: 110x75x25(mm) | Model: R10 Size: 110x75x22 (mm) | Model: R601 Size: 115x56x25(mm) | Model: RT8 Size: 86 x 86 x 22 (mm) |
|  |  |  |  |
| Model: RF005 Size: 120x80x25(mm) | Model: RF006 Size: 120x56x20 (mm) | Model: M001 Size: 105x50x20(mm) | Model: M002 Size: 110 x 48 x 20 (mm) |
|  |  |  |  |
| Model: M005 Size: 95x48x19(mm) | Model: M003 Size: 115x55x21 (mm) | Model: M0031 Size: 115x55x21 (mm) | Model: M0032 Size: 99 x 49 x 19 (mm) |

Multi Frequency Card Reader

N45

EM+MF, EM+HID, MF+HID, EM+MF+HID



| | |
|------------------------------|----------------------------|
| Read Range | 5-10CM |
| Output Format | Wiegand26/34, RS232, RS485 |
| Reading Time | 0.1S |
| Card Type | EM/Mifare/HID Card |
| Power Supply | 6-12V DC, 70mA |
| Operating Temperature | -10°C ~ 65°C |
| Operating Humidity | 10% - 80% |
| Dimensions(L x W x H) | 75 x 116 x 18 (mm) |

N90

EM+MF, EM+HID, MF+HID, EM+MF+HID

Black & White



| | |
|------------------------------|--------------------|
| Read Range | 5-10CM |
| Output Format | Wiegand26/34 |
| Reading Time | 0.1S |
| Card Type | EM/Mifare/HID Card |
| Power Supply | 6-12V DC, 70mA |
| Operating Temperature | -10°C ~ 65°C |
| Operating Humidity | 10% - 80% |
| Dimensions(L x W x H) | 74 x 116 x 20 (mm) |

RS232/485/HID Card Reader

N20/N30/N40

RS232/485 RFID Card Reader

Optional HID Reader



| Model | N20 | N30 | N40 |
|------------------------------|---------------------|----------------------------|--------------------|
| Read Range | | 5-10CM | |
| Output Format | | Wiegand26/34, RS232, RS485 | |
| Reading Time | | 0.1S | |
| Card Type | | EM/Mifare/HID Card | |
| Beep | | Yes | |
| LED | | Green & Red | |
| Power Supply | | 6-12V DC, 70mA | |
| Operating Temperature | | -10°C ~ 65°C | |
| Operating Humidity | | 10% - 80% | |
| Dimensions(L x W x H) | 40 x 80 x 12.5 (mm) | 86 x 80 x 12.5 (mm) | 48 x 102 x 21 (mm) |

Economic & Hot RFID Card Readers

| | | | | | |
|---|---|---|--|---|---|
|  |  |  |  |  |  |
| <p>Model: RD01 Size: 109 x 47 x 20 (mm)</p> | <p>Model: R6 Size: 110 x 58 x 22 (mm)</p> | <p>Model: R2 Size: 86 x 86 x 22 (mm)</p> | <p>Model: R3 Size: 86 x 86 x 22 (mm)</p> | <p>Model: S10-L Size: 100 x 46 x 20 (mm)</p> | <p>Model: S10 Size: 86 x 86 x 20 (mm)</p> |

| | | | | | |
|--|--|--|--|--|--|
|  |  |  |  |  |  |
| <p>Model: S10-K Size: 86 x 86 x 20 (mm)</p> | <p>Model: UP001/UP002 Size: 110 x 48 x 20 (mm)</p> | <p>Model: N80 Size: 43 x 106 x 18 (mm)</p> | <p>Model: N81 Size: 86 x 86 x 18 (mm)</p> | <p>Model: N81-K Size: 86 x 86 x 18 (mm)</p> | <p>Model: KR300 Size: 86x44.7x14 (mm)</p> |



Middle Distance RFID Card Reader

L11/L22

RFID EM Card Reader

70-100CM; Wiegend, RS232/485(Optional)



| Model | L11 | L22 |
|-----------------------|---------------------------------|----------------|
| Reading Distance | 70-100cm | |
| Working Voltage | 12V | |
| Card Type | 125KHZ RFID Card | |
| Communication | Wiegend26; RS232/485 (Optional) | |
| Reading Time | 0.1S | |
| Operating Temperature | -10°C ~ 65°C | |
| Operating Humidity | 10% - 80% | |
| Dimensions(L x W x H) | 230*230*30 (mm) | 254*254*40(mm) |

USB RFID Card Reader

XM-R01/M-R02

USB, RS232/485(Optional)

Support HID, UHF, EM, Mifare Card



| Model | R01 | R02 |
|-----------------------|---------------------------|----------------|
| Reading Distance | 5-10CM | |
| Working Voltage | 12V | |
| Card Type | EM/UHF/Mifare/HID | |
| Communication | USB; RS232/485 (Optional) | |
| Reading Time | 0.1S | |
| Operating Temperature | -10°C ~ 65°C | |
| Operating Humidity | 10% - 80% | |
| Dimensions(L x W x H) | 96*61*11 (mm) | 108*75*25 (mm) |

USB Fingerprint Scanner

URU4500/URU4000B

Digital Persona Brand Features

- . Small size
- . Excellent image quality
- . Encrypted image data
- . Refused to subtle fingerprints
- . Refused to fake the image
- . Support the fingerprint rotation
- . Rough fingerprint processing
- . Support dry, wet, or rough fingerprints
- . Compatible with all U.are.U applications and development tools to support Biokey Development Tools
- . Support JAVA development tools
- . Driver support Windows98, Me, NT4.0, 2000, XP, Vista, Windows Sever 2000,2003,2008



Widely used areas

It can be used in fields where need to identify the identification, such as home and office use, e.g prisons, airports, public security, ATM, POS terminals, police, etc.



Small size but strong driver
 Its thickness is only 6mm and hard optics material is adopted in surface. It is compatible with all U.are.U applications, and driver supports Windows98, Me, NT4.0, 2000, XP, Vista system.



| | |
|-----------------------|---|
| Model | URU4500/URU4000B |
| Material | Optical Fingerprint Reader |
| Resolution | 500DPI/256 grayscale(8-bit) |
| Scan size | 14.6*18.1mm(FAP20) |
| Image size | 300*400 |
| Interface | USB1.1, compatible with USB1.0,1.1,2.0 |
| Registration speed | <0.5 sec |
| Operating Temperature | -20°C - 50° C |
| Operating Humidity | 0-90% |
| Operating System | WINDOWS7/8/10/XP/VISTA(32/64BIT) |
| SDK | C#,Java |
| Dimension | 73*36*16mm |
| Power Supply | 5.0V +/- 0.25V (USB interface power) |
| Current | max 1000 mA |
| Standards Compliance | FCC Class B, CE, ICES, BSMI, MIC, USB, WHQL |

ZK8500

Fingerprint & RFID Card



| | | |
|---------------------------------|--|------------|
| Model | ZK8500 | ZK4500 |
| Material | Optical Fingerprint Reader | |
| CPU | 120MHz DSP | |
| Flash | 16 KB | |
| Image Quality | 0.3 million pixels CMOS | |
| Sunlight Operation | White filed, General Sunlight | |
| Water Splash | YES | |
| Dry, Wet, or Rough Fingerprints | General Level | |
| Power Consumption | 5V:200mA Scanning; 5V:90mA idle (waiting for finger) | |
| Communication | USB 2.0 / USB1.1 / USB1.0 | |
| Image Resolution | 500 dpi | |
| Image Format | BMP | |
| Dimension | 124.5 * 102 * 34mm | 73*36*16mm |

ZK4500

Most Economic



Silk ID Support Android System



Available SDK for development



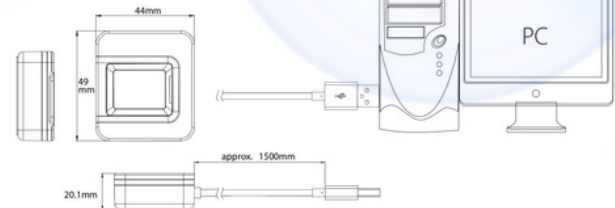
Quick recognition of dry, wet and rough fingerprints



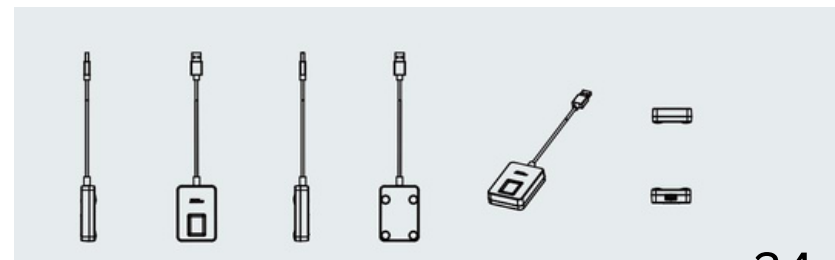
High Speed USB 2.0

| | |
|--|--|
| Material | Optical Fingerprint Reader |
| CPU | 280MHz DSP |
| Flash | 32 MB |
| SoC | RTOS[image out only] |
| Image Quality | 2 million pixels CMOS |
| Encrypted Fingerprint Data | YES |
| Sunlight Operation | Yes, Dark field and Automatic Gain / Exposure |
| Water Splash | YES |
| Dry, Wet, or Rough Fingerprints | Work well |
| Power Consumption | 5V:200mA Scanning; 5V:90mA idle (waiting for finger) |
| LED | WHITE |
| Live Fingerprint Detection | YES |
| Communication | USB 2.0 / USB1.1 |
| Effective Collecting Area | 15.24 * 20.32 mm (FAP20) |
| Collecting Area | 16.5 * 23 mm |
| Image Size | 300 * 400 pixel (FAP20) |
| Image Format | RAW, BMP, JPG |
| Template | ZKFinger V10.0 |
| Gray Level | 256 |
| Operating Temperature | -20 °C ~ +50 °C |
| Operating Humidity | 90% r.h |


SLK20



ZK9500

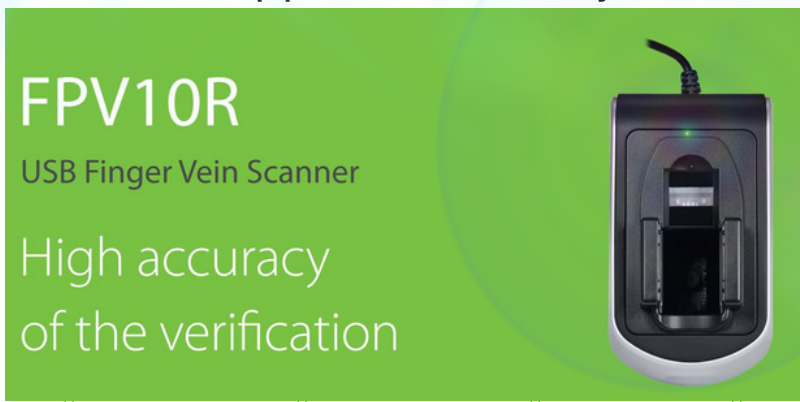


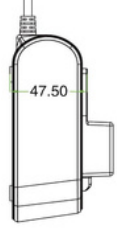
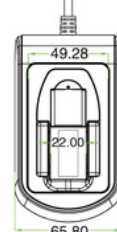

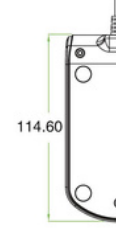
Biometric Scanner Support Android System



| | |
|-------------------------------|---|
| Grayscale | 256 levels |
| Image Size | 480 * 640 |
| Distortion Rate | <1% |
| Power Requirements | USB 5V |
| Temperature | -10°C ~ 45°C / 14°F ~ 113°F |
| Humidity | 0 ~ 90% RH |
| Lighting Environment | Enrollment <800Lux; Authentication <2,000Lux |
| Dimensions (Diameter * Depth) | 83mm * 34mm (±1mm) |
| Windows | Windows XP / Windows 7 / Windows10 (32/64bit) |
| Android | Android 4.1 or higher |
| Recognition Angle | Roll ± 60°, Pitch ± 30° |
| Recognition Method | 1:1, 1:N |
| Capacity | 6,000 templates |
| Accuracy | FRR=0.68% when FAR=0.001% |
| Recognition Time | <300ms (Quad-core Cortex-A9 up to 1.6GHz) |

CE, FCC, RoHS



| | | | |
|---|---|---|---|
|  |  |  |  |
| 47.50 | 49.28 22.00 65.80 | 42.50 63.44 | 114.60 |
| Material | | | Optical |
| Effective Collection Area | | | 13.24*15.7mm |
| Image Size | | | 256*360 pixel / 240*320 pixel |
| Image Resolution | | | 500dpi / 300dpi |
| Gray Level | | | 256 |
| Interface Socket | | | USB Type A |
| Communication | | | USB 2.0 / USB 1.1 |
| Operating System | | | Windows / Linux / Android |
| Power Voltage | | | 4.8V ~ 5.5V(USB) |
| Operating Environment | | | -20 °C ~ +50 °C; 90% r.h. |
| Dimension | | | 114.6*65.8*63.4mm(L*W*TH) |

Android Fingerprint Scanner

SHB0809

Bluetooth fingerprint Reader

USB Fingerprint Reader Scanner



Device Parameter:

Size:L83*W42.5*H16.5mm
 Shell: Plastic
 Interface: Bluetooth, USB, Support OTG(TYPE-C, Micro-USB)

Electrical parameters:

Power Voltage: 5.0V± 5% supplied by USB
 Working current: <200 mA

Environmental parameters:

Working temperature:-10°C - 60°C
 Storage temperature:-20°C - 70°C
 Working humidity:10% - 90%
 Storage humidity:20%(±3) - 90%(±3)

Fingerprint parameters:

Capture window size:12.8mm*14.4mm
 Image size:256*288 pixels Image
 Resolution:508 DPI Grayscale:8-bit,
 256

Software parameters:

Fingerprint image quality:FBI CJIS-RS-0010 IAFIS Image Quality Specification Appendix
 Feature format:ANSI378,ISO19794
 Image format:WSQ,PNG,BMP,JPEG,etc.
 OS:Linux, Windows, Android
 Development language:C/C++,Java,C#,Delphi,etc

System Configuration

Linux, Windows, Android



Device Parameter:

Size:73*49m*21mm
 Shell: Plastic
 Interface: USB, Support OTG(TYPE-C, Micro-USB)

Electrical parameters:

Power Voltage: 5.0V± 5% supplied by USB
 Working current: <200 mA

Environmental parameters:

Working temperature:-10°C - 60°C
 Storage temperature:-20°C - 70°C
 Working humidity:10% - 90%
 Storage humidity:20%(±3) - 90%(±3)

Fingerprint parameters:

Capture window size:12.8mm*14.4mm
 Image size:256*288 pixels Image
 Resolution:508 DPI Grayscale:8-bit,
 256

Software parameters:

Fingerprint image quality:FBI CJIS-RS-0010 IAFIS Image Quality Specification Appendix
 Feature format:ANSI378,ISO19794
 Image format:WSQ,PNG,BMP,JPEG,etc.
 OS:Linux, Windows, Android
 Development language:C/C++,Java,C#,Delphi,etc



Fingerprint Door Lock

ProStech's Fingerprint Door Lock Product Line Contain With Wooden Door Lock, Glass Door Lock, Metal Door Lock, Standalone Door Lock And APP Fingerprint Door Lock, Widely Used In Different Fields Such As Home, Office, Government, Hospital And son on.

Wooden Door Fingerprint Lock

S902

Good Quality Fingerprint Door Lock



Features

- Zinc Alloy Material
- Low Battery Voltage Warning Function
- Emergency Power USB
- Optical Fingerprint Reader
- OLED display screen with visual menu

| | |
|---------------------------|---|
| Material | Zinc Alloy |
| Fingerprint Reader | Optical Fingerprint Reader |
| Unlock Mode | Fingerprint/MF Card/Password/Mechanical key |
| Capacity | 100 Fingerprint/ 100 MF Card/ 100 Password |
| Power Supply | 4×AA Alkaline battery (NOT supplied) |
| Color | Pewter |
| Dimensions | 383*86*37(mm) |

TT APP For Smart Door Lock

Add a smart lock on your phone

- The following operations need to be combined with the [Add & Remove Fingerprint, Password or Bluetooth Manage] section on the back of this manual and follow the instructions to add a smart lock on your phone.



- When adding devices, operations must be completed near the lock.



Step 1: Click the "+" button Step 2: Select the lock type Step 3: Click the device name

- In Step 3, there will be a "+" after the name of an addable device, and the device cannot be added without a "+" sign. The interface will jump back to the key list interface after adding successfully. If the adding is unsuccessful, please repeat the above steps and view the device list in step 3.

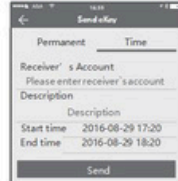
Send a permanent eKey



Step 1: Click the device name Step 2: Click to send Step 3: Enter following the prompts

- If you are not the administrator of the device, please contact the device administrator to ask for the secondary authorization function of the device.
- This feature requires the receiver to install the APP in the phone and have an account.

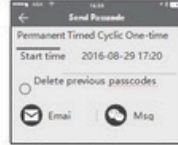
Send a timed eKey



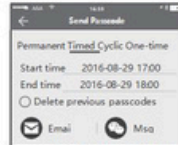
- In the authorized period of time, the receiver can unlock the lock regardless of times. Beyond the limitation of time, it will be invalidated automatically.

Send a timed passcode

- Passcode is divided into four types: permanent, timed, cyclic and one-time. Please set its attributes accordingly.

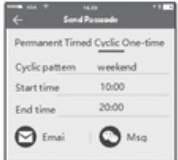


- Permanent passcodes will not expire, but the administrator can delete them in the user list.



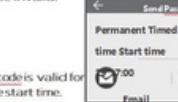
- If the [Delete previous passcodes] is checked, all passcodes that have been used on the lock will be deleted while the new generated passcode is used for the first time.

- The passcode needs to be used once within 24 hours after the start time, otherwise it will be invalid.



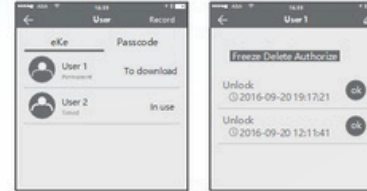
- The cyclic passcode's cycle is a week and can be used cyclically for a defined period of time.
- For example, if the time is valid when setting to 10:00 - 20:00 every weekend, the user can only open the door at the set time every weekend, and cannot open the door at other time.

- The passcode needs to be used once within 24 hours after the start time, otherwise it will be invalid.



- The one-time passcode is valid for six hours after the start time.

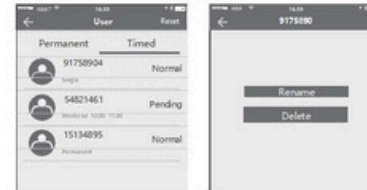
User management



- In the list of eKey user management, click the user to perform the appropriate action:

[Modify Validity]: Click to modify the validity period of user's previous eKey. [Freeze]: The user key can be temporarily freezing so that it loses the unlocking function. The function is recovered after freezing is removed.

[Authorize]: Authorize the receiver to send an eKey or passcode to other users. In all of the above operations, the phones of two parties need to connect to the Internet, if the users cannot connect the network currently, the administrator's command will be responded after the Internet is connected.

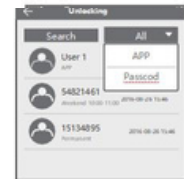


- In the list of passcode user management, you can label the user. Click the user to perform the appropriate action:

[Rename]: This function can label the user and facilitate the management of passcodes.

[Delete]: This function can delete the user directly (for 3rd-generation lock)

Unlocking records inquiry

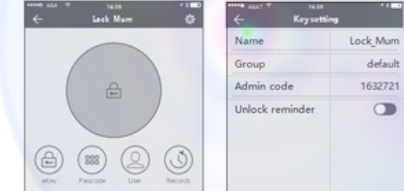


- Each time the ordinary user unlocks the lock with the eKey sent by the administrator, a record containing the user's nickname, eKey attributes and the unlocking time will automatically be generated and pushed to the administrator's APP.

Attention

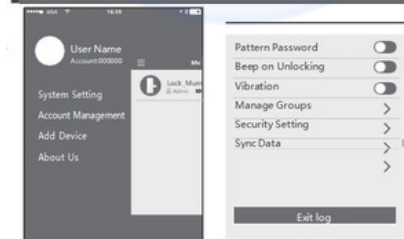
- If a lock has already been added by a phone, it cannot be added by a new phone unless:
 - The previous administrator delete it from his APP next to the lock.
 - The reset button on the lock is pressed.
- Deleting the passcode must be operated near to the lock.
- Enter the software interface and click "+" button to add locks as the pop-up list suggests.

Key setting



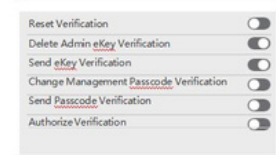
- Enter the device interface and click the "+" button to name the device and view the current administrator's passcode.

System Setting

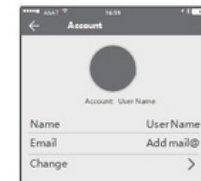


- Enter the software interface and click "+" button, the appropriate action can be operated in the options of the pop-up users.

Security Setting



Account Management



- Click on the option to pop out the picture uploading feature and the image, display your account, mailbox and other information. To modify the password, verification of original password is needed.

Economic Fingerprint Door Lock

XM-S2/S6

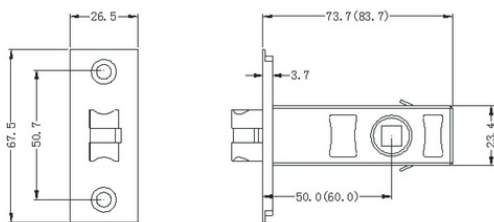
Smart Fingerprint Door Lock



Features

- Support Fingerprint/ card/ key
- 13.56Mhz Mifare Card
- American standard single latch

| | |
|---------------------------|---|
| Material | ABS |
| Fingerprint Reader | Capacitive Fingerprint Reader |
| Unlock Mode | Fingerprint/MF Card/Password/Mechanical key |
| Capacity | 100 Fingerprint/ 100 MF Card/ 100 Password |
| Power Supply | 4xAA Alkaline battery (NOT supplied) |
| Color | Black/Silver |
| Dimensions | 154*63*24(mm) |



XM-S9

Smart Fingerprint Door Lock



Silver Black Rose Golden



Features

- Support Fingerprint/ card/ key
- 13.56Mhz Mifare Card
- Reversible design to fit for all door open direction


| | XM-S9 | XM-S12 |
|---------------------------|---|----------------------------|
| Material | Stainless Steel | Zinc Alloy |
| Fingerprint Reader | Capacitive Fingerprint Reader | Optical Fingerprint Reader |
| Unlock Mode | Fingerprint/MF Card/Password/Mechanical key | |
| Capacity | 100 Fingerprint/ 100 MF Card/ 100 Password | |
| Power Supply | 4xAA Alkaline battery (NOT supplied) | |
| Color | Silver/Black/Rose Golden | Golden/Black |
| Dimensions | 341*77*25(mm) | 335*71*28(mm) |

XM-S12

Good Quality Fingerprint Door Lock



Golden Silver



Fingerprint&M1 Card Rim Lock

XM-T45/T45F/R7/R7F



Features

- ABS Material
- Low Battery Voltage Warning Function
- Emergency Power USB
- Capacitive Fingerprint Reader
- Mobile APP Supported

| | |
|--------------------|---|
| Material | ABS |
| Fingerprint Reader | Capacitive Fingerprint Reader |
| Unlock Mode | Fingerprint/MF Card/Password/Mechanical key/APP |
| Capacity | 150 Fingerprint/ 100 MF Card/ 100 Password |
| Power Supply | 4×AA Alkaline battery (NOT supplied) |
| Color | Black |
| Communication | Bluetooth/WIFI |
| APP | TUYA/TT Lock |
| Dimensions | 155*60*62(mm) |

Smart Mobile Control Fingerprint Door Lock

XM-11F

XM-313


XM-315



Features

- Zinc Alloy Material
- Low Battery Voltage Warning Function
- Emergency Power USB
- Optical Fingerprint Reader
- OLED display screen with visual menu

| | |
|--------------------|---|
| Material | Zinc Alloy |
| Fingerprint Reader | Optical Fingerprint Reader |
| Unlock Mode | Fingerprint/MF Card/Password/Mechanical key |
| Capacity | 100 Fingerprint/ 100 MF Card/ 100 Password |
| Power Supply | 4×AA Alkaline battery (NOT supplied) |
| Communication | Bluetooth/WIFI |
| APP | TUYA/TT Lock |
| Color | Black/Bronzen Gold/Black |
| Dimensions | 300*40*25(mm) 315*50*23(mm) |



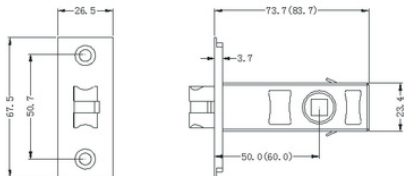
New Arrival Fingerprint Door Lock With APP

New Smart Door Lock XM-S5/S6/S7



Features

- ABS Material
- Low Battery Voltage Warning Function
- Emergency Power USB
- Capacitive Fingerprint Reader
- Touch Keypad
- Bluetooth/WIFI Mobile App

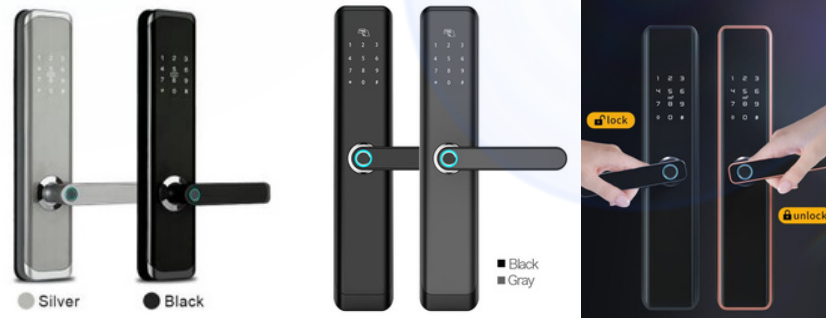


| | | | |
|--------------------|---|---------------|-----------------|
| Material | ABS | | |
| Fingerprint Reader | Capacitive Fingerprint Reader | | |
| Unlock Mode | Fingerprint/MF Card/Password/Mechanical key | | |
| Capacity | 100 Fingerprint/ 100 MF Card/ 100 Password | | |
| Power Supply | 4xAA Alkaline battery (NOT supplied) | | |
| Color | Black/ Silver | | |
| Communication | WIFI/BLUETOOTH | | |
| Support APP | Tuya/TT Lock | | |
| Dimensions | 178*63*28(mm) | 178*65*26(mm) | 160*70*22.5(mm) |

New Smart Door Lock XM-D18

XM-D19ZM


XM-M1



Features

- Stainless Steel Material
- Low Battery Voltage Warning Function
- Emergency Power USB
- Capacitive Fingerprint Reader
- Capacitive Touch Keypad
- Bluetooth/WIFI Mobile App

| | |
|--------------------|---|
| Material | Zinc Alloy |
| Fingerprint Reader | Capacitive Fingerprint Reader |
| Unlock Mode | Fingerprint/MF Card/Password/Mechanical key |
| Capacity | 100 Fingerprint/ 100 MF Card/ 100 Password |
| Power Supply | 4xAA Alkaline battery (NOT supplied) |
| Color | Black/Silver |
| Communication | WIFI/BLUETOOTH |
| Support APP | Tuya/TT Lock |
| Dimensions | 360*70*30(mm) |



Broken Bridge Fingerprint/RFID Door Lock

XM-X2

XM-X5

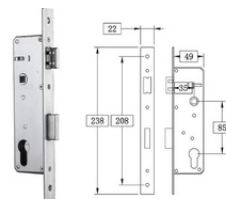


Features • Stainless Steel Material • Low Battery Voltage Warning Function • Emergency Power USB • Capacitive Fingerprint Reader • Touch Keypad • Optional Tuya

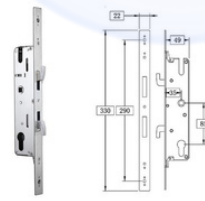
| | |
|--------------------|---|
| Material | Stainless Steel |
| Fingerprint Reader | Capacitive Fingerprint Reader |
| Unlock Mode | Fingerprint/MF Card/Password/Mechanical key |
| Capacity | 100 Fingerprint/ 100 MF Card/ 100 Password |
| Power Supply | Li-Battery |
| Color | Black/ Silver/ Rose Brozen |
| Dimensions | 350*33/320*36(mm) |

XM-S877

XM-S874



Smooth 238 series



Push and pull 330 Series



Features

- Zinc Alloy Material
- Low Battery Voltage Warning Function
- Emergency Power USB
- Capacitive /Optical Fingerprint Reader
- Optional App Function

| | |
|--------------------|---|
| Material | Zinc Alloy |
| Fingerprint Reader | Optical Fingerprint Reader |
| Unlock Mode | Fingerprint/MF Card/Password/Mechanical key |
| Capacity | 100 Fingerprint/ 100 MF Card/ 100 Password |
| Power Supply | 4×AA Alkaline battery (NOT supplied) |
| Color | Black/Silver |
| Dimensions | 300*40*25(mm) 320*40*22(mm) |

304 stainless steel lock body



Automatic Fingerprint Door Lock XM-D001/D001C



Features

- Zinc Alloy Material
- Low Battery Voltage Warning Function
- Emergency Power USB
- Capacitive Fingerprint Reader
- Capacitive Touch Screen With Visual Icon Menu

| | |
|--------------------|---|
| Material | Zinc Alloy |
| Fingerprint Reader | Capacitive Fingerprint Reader |
| Unlock Mode | Fingerprint/MF Card/Password/Mechanical key |
| Capacity | 100 Fingerprint/ 100 MF Card/ 100 Password |
| Power Supply | 4×AA Alkaline battery (NOT supplied) |
| Color | Rose Golden/ Silver |
| Dimensions | 360*78*35(mm) |

New Arrival

XM-D002/D002C



Features

- Zinc Alloy Material
- Low Battery Voltage Warning Function
- Emergency Power USB
- Optical Fingerprint Reader
- OLED display screen with visual menu

| | |
|--------------------|---|
| Material | Zinc Alloy |
| Fingerprint Reader | Optical Fingerprint Reader |
| Unlock Mode | Fingerprint/MF Card/Password/Mechanical key |
| Capacity | 100 Fingerprint/ 100 MF Card/ 100 Password |
| Power Supply | 4× AA Alkaline battery (NOT supplied) |
| Color | Black/Red Brozen |
| Dimensions | 420*75*37(mm) |

XM-D003/D003C



Automatic Face/Palm/Fingerprint Door Lock XM-K21

XM-K21 (Fingerprint)

XM-K21F (Face&Palm&Fingerprint)



Features

- Zinc Alloy Material
- Low Battery Voltage Warning Function
- Emergency Power USB
- Capacitive Fingerprint Reader
- Capacitive Touch Screen With Visual Icon Menu

| | |
|---------------------------|--|
| Material | Zinc Alloy |
| Fingerprint Reader | Capacitive Fingerprint Reader |
| Unlock Mode | Face/Fingerprint/MF Card/Password/Mechanical key |
| Capacity | 50 Face/100 Fingerprint/ 100 MF Card/ 100 Password |
| Power Supply | lithium battery |
| Color | Black/Red Brozen |
| Dimensions | 408*80*35(mm) |

Automatic Fingerprint Door Lock With Camera XM-K302

XM-K302



Features

- Zinc Alloy Material
- Low Battery Voltage Warning Function
- Emergency Power USB
- Capacitive Fingerprint Reader
- Capacitive Touch Screen With Visual Icon Menu

| | |
|---------------------------|---|
| Material | Zinc Alloy |
| Fingerprint Reader | Capacitive Fingerprint Reader |
| Unlock Mode | Fingerprint/MF Card/Password/Mechanical key |
| Capacity | 100 Fingerprint/ 100 MF Card/ 100 Password |
| Power Supply | lithium battery |
| Color | RSilver |
| Dimensions | 206*35*33(mm) |

G200 Smart Door Lock



tuya



Features

- Zinc Alloy+Stainless Steel Material
- Low Battery Voltage Warning Function
- Emergency Power USB
- Capacitive Fingerprint Reader
- OLED display screen with visual menu
- Optional Remote Control Switch
- Support TT Lock/ tuya

| | |
|---------------------------|--|
| Material | Zinc Alloy |
| Fingerprint Reader | Capacitive Fingerprint Reader |
| Unlock Mode | Fingerprint/MF Card/Password/Mobile APP |
| Capacity | 100 Fingerprint/ 100 MF Card/ 100 Password |
| Power Supply | 4xAA Alkaline battery (NOT supplied) |
| Color | Black/Gold/Silver |
| Communication | Bluetooth/WIFI |
| APP | Tuya/TT Lock |
| Dimensions | 190*78*70(mm) |

Smart Glass Door Lock

| | | | |
|---|---|---|---|
| <p>Push/Black</p> <p>Model: XM-S11 Identify: FP/RFID/PIN/Key/APP</p> | <p>Push /Black</p> <p>Model: XM-S16 Identify: FP/RFID/PIN/Key/APP</p> | <p>Sliding/Black</p> <p>Model: XM-K170J Identify: FP/RFID/PIN/Key/APP</p> | <p>Sliding/Black</p> <p>Model: XM-B19 Identify: FP/RFID/PIN/APP</p> |
| <p>Sliding/Black</p> <p>Model: XM-B19-K Identify: FP/RFID/PIN/Key/APP</p> | <p>Sliding/Black</p> <p>Model: XM-108BS Identify: FP/RFID/PIN</p> | <p>Push/Black</p> <p>Model: XM-300B Identify: FP/RFID/PIN</p> | <p>Push/White</p> <p>Model: XM-300W Identify: FP/RFID/PIN</p> |
| <p>Push/Champagne</p> <p>Model: XM-300C Identify: FP/RFID/PIN</p> | <p>Push/Black</p> <p>Model: XM-308 Identify: FP/RFID/PIN</p> | <p>Sliding/Black</p> <p>Model: XM-JDS1 Identify: FP/RFID/PIN/APP</p> | <p>Push/Black/Card</p> <p>Model: XM-S66 Identify: FP/RFID/PIN/APP</p> |

Face Recognition Glass Door Lock G918 (Fingerprint&Mifare) G918FA (Fingerprint& Face&Mifare)



Features

- Zinc Alloy+Stainless Steel Material
- Low Battery Voltage Warning Function
- Emergency Power USB
- Capacitive Fingerprint Reader
- OLED display screen with visual menu
- Optional Remote Control Switch
- Support TT Lock/ tuya

| | |
|---------------------------|---|
| Material | Zinc Alloy |
| Fingerprint Reader | Capacitive Fingerprint Reader |
| Unlock Mode | Fingerprint/MF Card/Password/Mobile APP |
| Capacity | 50Face/100 Fingerprint/ 100 MF Card/ 100 Password |
| Power Supply | 4xAA Alkaline battery/li-Battery |
| Color | Black |
| Communication | Bluetooth/WIFI |
| APP | Tuya/TT Lock |
| Dimensions | 190*78*70(mm) |

Fingerprint Glass Door Lock G5



Features

- Zinc Alloy+Stainless Steel Material
- Low Battery Voltage Warning Function
- Emergency Power USB
- Capacitive Fingerprint Reader
- OLED display screen with visual menu
- Optional Remote Control Switch
- Support TT Lock/ tuya

| | |
|---------------------------|--|
| Material | Zinc Alloy |
| Fingerprint Reader | Capacitive Fingerprint Reader |
| Unlock Mode | Fingerprint/MF Card/Password/Mobile APP |
| Capacity | 100 Fingerprint/ 100 MF Card/ 100 Password |
| Power Supply | 4xAA Alkaline battery (NOT supplied) |
| Color | Black |
| Communication | Bluetooth/WIFI |
| APP | Tuya/TT Lock |
| Dimensions | 190*78*70(mm) |

Face Recognition Glass Door Lock TL60 (Fingerprint & Face & Mifare)



Powerd By
tuya
Intelligence
Inside

tuya



Features

- Zinc Alloy+Stainless Steel Material
- Low Battery Voltage Warning Function
- Emergency Power USB
- Capacitive Fingerprint Reader
- OLED display screen with visual menu
- Optional Remote Control Switch
- Support tuya

| | |
|---------------------------|--|
| Material | Zinc Alloy |
| Fingerprint Reader | Capacitive Fingerprint Reader |
| Unlock Mode | Fingerprint/MF Card/Password/Mobile APP |
| Capacity | 50 Face/100 Fingerprint/ 100 MF Card/ 100 Password |
| Power Supply | 4xAA Alkaline battery (NOT supplied) |
| Color | Black |
| Communication | WIFI |
| APP | Tuya |
| Dimensions | 190*78*70(mm) |

APP Smart Glass Door Lock

| Push/Black | Sliding /Black | Sliding /Black | Sliding /Black |
|-----------------------|---------------------------|---------------------|--------------------------|
| | | | |
| Model: XM-100 | Model: XM-899T | Model: XM-G200T | Model: XM-918FATT |
| Identify: FP/RFID/PIN | Identify: FP/RFID/PIN/APP | FP/RFID/PIN/Key/APP | FACE/FP/RFID/PIN/Key/APP |



Fingerprint PadLock

ProStech's Fingerprint Padlock is widely use in door, cabinet and bag, simple using way without any software, easy to manage.

XM-A9001

Fashion Heart-Shaped Fingerprint Padlock



| | |
|---|-----------------------------|
| Product number | Product material |
| A9002 | Zinc alloy |
| Colour | Unlocking method |
| Pink/gold/blue | Fingerprint |
| Fingerprint sensors | Fingerprint capacity |
| Semiconductor sensors | 20 pieces |
| charging method | Charging voltage |
| Micro usb | 5V===200MA |
| Number of times | |
| Full power can be turned on 5000 times | |

XM-A9001

Simple Fingerprint Padlock



- usage time**
Up to 3000 hours
Unlock 9000 times
- Fully charged**
for only 2 hours
- Unlocking in**
just 0.5 seconds
- Waterproof and dustproof**
IP65
- 10 fingerprints**
can be entered

After the low battery prompt you can unlock 200 more times



A safe and reliable way to verify fingerprint locks

Fingerprint unlocking is safer, real unlocking takes only 0.5 seconds

-  Fingerprint
-  Smart chip
-  Automatic storage
-  Can store 10 sets of fingerprints

XM-YD-K1

Simple Fingerprint Padlock



**Splash Proof
No Rust After Long Use**

Helps prevent splashing
Dust proof, long-term use is still as new



Basic parameters

Model: YD-K1
Input power: DC 5.0V \pm 200mA
battery capacity: 100mAh
Battery types: Li polymer battery

Working temperature: 0~45°C
Waterproofing grade: IPX2
Standard: GB 4706.1-2005

XM-FB50

Simple Fingerprint Padlock



FB50

Fingerprint Bluetooth Round Padlock

指纹 蓝牙 圆挂锁

Product Description

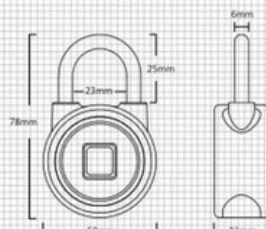
Material: ADC12 aluminum alloy, Powder surface ;
303 Stainless steel
产品材质: 铝珠: ADC12铝合金; 表面涂层: 粉末; 钢架: 303不锈钢
Battery: Li-polymer Battery 3.7V 130mAh (Micro USB)
电 池: 聚合物电池 3.7V 130mAh (Micro USB)
Waterproof: IP65
防水性能: IP65

Product Feature

- ✓ Fingerprint, Bluetooth unlocking mode
指纹、蓝牙开锁方式
- ✓ Charging emergency
应急充电
- ✓ The secret key can be shared remotely
远程分享密钥
- ✓ It can record 1000 information of unlocking
可记录1000条开锁信息



size



XM-M01

Simple Fingerprint Padlock



Parameter table

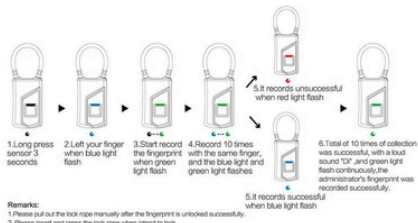
| | |
|-----------------------------------|---|
| Color | red & blue purple |
| Material | Zinc alloy |
| Size | ϕ 23*70mm |
| The net weight | 60g |
| The lock mode | Fingerprint lock |
| Status indicators | Three color LED |
| Number of fingerprints stored | 10 |
| The charging time | 1-2 hours |
| The charging interface | Micro USB |
| Lock number of after full charge | 1000次 |
| Maximum standby time | 6 months |
| Low power alarm | After open the lock, he red light flashing continuously for 6 seconds |
| Antistatic grade | contact: 8K, air discharge: 12K |
| Operating environment temperature | -20° ~ 70° |

XM-L1

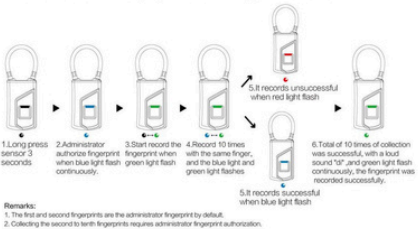
Simple Fingerprint Padlock



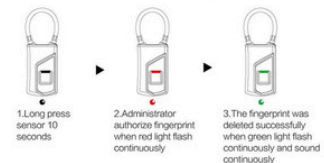
1. Description Of First Administrator's Fingerprint Record



2. Number 2 to 10 Fingerprint Recording Instructions



3. Description Of Delete Fingerprint

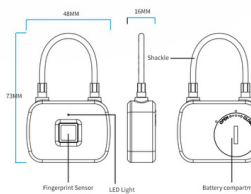


XM-L13

Simple Fingerprint Padlock



There is no a bunch of keys on the pocket or bag nor combination lock code to forget.



Specifications:

Fingerprint sensor: semiconductor fingerprint sensor technology, 72*64, record 10 times and save 10 groups
 Shape of fingerprint head: square, 10.4*10.4mm
 Storage capacity: 10 groups of fingerprints
 Technology: biological recognition

False identification rate: < 0.002%

Rejection rate: < 1%

Fingerprint collecting time: ≤0.5 seconds

Fingerprint matching time: ≤1.0 seconds

Administrator fingerprint capacity: 2 groups of fingerprints

Fingerprint setting: short press to unlock, long press 3s to set fingerprint, long press 6s to delete fingerprint

Lock body material: PC+ weather resistant ABS plastic

Lock beam material: stainless steel wire rope

Lock beam diameter: 4mm

Lock core: no mechanical lock core

IC sensor card: no

Motor: M10 planetary reducer

Working voltage: 3.7V

Battery: CR2032*2 6V

USB port: not supported

Full charge prompt no

Charging current: no

Standby: 15 months

Low power alarm: 5.4V

LED light: three colors

Button: no

Operating temperature: -20~+70°C

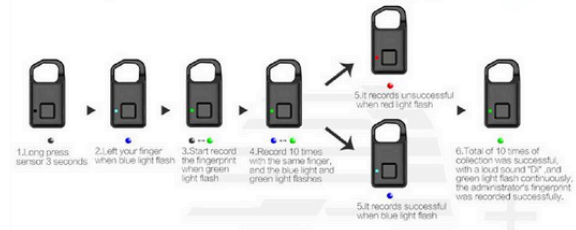
Net weight: 29 g

XM-P4

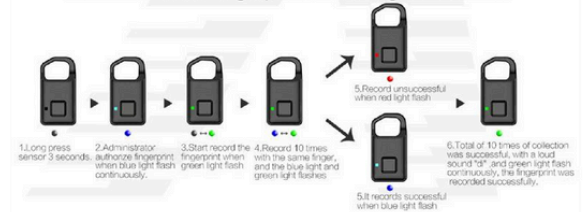
Simple Fingerprint Padlock



Description Of First Administrator's Fingerprint Record



Number 2 to 10 Fingerprint Recording Instructions



Description Of Delete Fingerprint



XM-P22/22+

Fingerprint Padlock Support Tuya App



I. Introduction

Recharging with USB
(Please recharge it before using)



Button or parts
1. shackle
2. LED Indicator
3. Fingerprint reader
4. USB

II. Indicator

There are 3 different color indicators, different color, different working conditions, more details as the following:

| Working Condition | Condition |
|-------------------|-----------------------------|
| Twinkle of red | Fail |
| Burning of red | Recharging |
| Off | Full |
| Twinkle of green | Saving Fingerprints /Unlock |
| Burning of green | Saving finish |
| Twinkle of blue | Saving finish for one time |

Notice:
The red indicator will twinkle for 5s in low-power if you touch the fingerprint reader.

| Fingerprint reader | Semiconductor fingerprint sensing |
|--------------------|-----------------------------------|
| Dimension | Square,10.4x10.4mm |
| Memory | 10 |
| Technology | Biometrics |
| FAR | <0.002% |
| FRR | <1% |
| Saving Time | ≤0.5s |
| Matching | ≤1s |
| Administrators | 1 |

XM-P30/P30+

Fingerprint Padlock Support Tuya App



USB Interface:

The product is charged by USB. Please fully charge the product for the first time.

Indicator:

Use 3-color indicator. Different indicator represents different devices and status.

Please check the details as below chart:

Components:



1.USB Port
2.Fingerprint Reader
3.LED Light
4. Lock Beam

| Status | LED Indicator | | | Setting Button |
|--------------------|---------------------------------|--|--|------------------------------|
| | Red | Green | Blue | |
| Adding Fingerprint | / | (Touch) Flash, (Record Complete) Short flash one time | (Press or record success) Short flash one time | Press for 5s |
| Delete Fingerprint | (After Pressing) Constant light | (administrator's fingerprint confirmed) Short Flash | (Pressing) Short flash for 2 times | Press for 10s |
| Lock | / | Short flash | / | Short press |
| Unlock | Short flash when lock failed | (Flash after touching) Short flash when unlock success | / | Press for 1s or do not press |
| Low Voltage Prompt | Flashing | / | / | / |
| Charging | Alternatively flashing | / | / | / |
| Full Charge | / | Light off | / | / |

Specifications

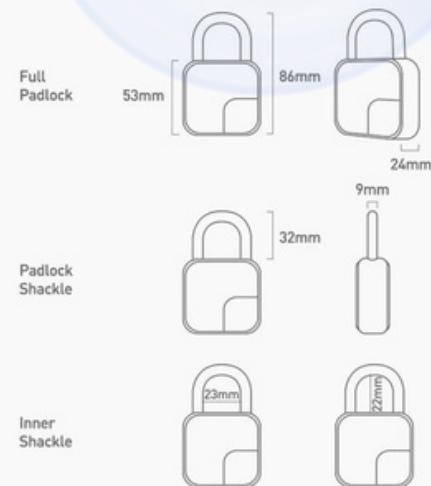
| Fingerprint reader | Semiconductor fingerprint sensing |
|--------------------|-----------------------------------|
| Dimension | Square,10.4x10.4mm |
| Memory | 10 |
| Technology | Biometrics |
| FAR | <0.002% |
| FRR | <1% |
| Saving Time | ≤0.5s |
| Matching | ≤1s |
| Administrators | 1 |

XM-L3

Fingerprint Padlock Support Tuya App



Tech Specs



Identifying direction Support 360° arbitrary direction pressing fingerprint recognition

Recognition resolution 508 DPI

ESD +/-12kV Air, +/-8kV Contact

FRR <1%

FAR <0.002%

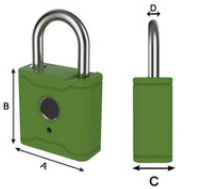
Recognition time <300ms

Battery capacity Padlock: 3.7V 300mAh

Charging voltage Padlock: 5V 1A

XM-K03

Fingerprint Padlock Support TTLock
TTLock/Tuya APP



| ART NO. | A | B | C | D | N.W. |
|---------|------|------|------|---|------|
| T1004D | 45.5 | 43.6 | 21.4 | 6 | 96g |
| T1006D | 63.5 | 51.5 | 26.5 | 9 | 234g |



Suitable for Multiple Scenarios



Cabinet

Box car



Warehouse

Bicycle

XM-P41B

Fingerprint Padlock Support TTLock



Function



Fingerprint unlocking

Key unlocking



TT APP unlock

Charge for three hours, standby for a whole year.



Mobile phone remotely send a temporary key to unlock remotely

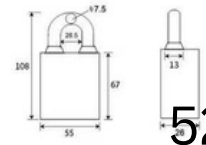
XM-T55C/T55FD

Fingerprint Padlock Support TTLock/Tuya APP


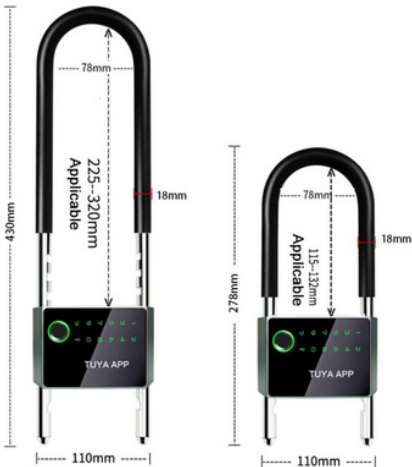
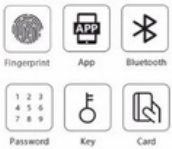


ITEM NO: T55C (TTLOCK)

Open mode: TTLOCK APP + Password
+ Swing card + Keys
suitable temperature: -10~55°C
power supply: 3V CR2 dry battery
Classification of waterproof: IP65



XM-U300D



XM-D001D-L

Smart U Lock with Tuya APP



Product Information

Grasp Information At Once



Note: Product size are manually measured there will be a slight error.

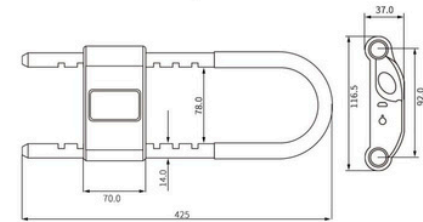
XM-U001D

Smart Fingerprint U lock Support Mobile App

Tuya APP fingerprint
Smart glass door lock



unit: mm



Product : Smart U Lock

| | | | |
|-------------|---|------------------|-----------------------------|
| Model | : U001D | Work Temperature | : -20°C~70°C |
| Power by | : AA Battery | Press Times | : 100,000 |
| Lock Space | : 22~32cm | Voltage | : Work<135mA Standby<8μA |
| Fingerprint | : 100pcs | Lock Numbers | : 2Pcs |
| Passcode | : 1x Master, 29x Users | | |
| Application | : Shop, office, warehouse Motorcycles, electromobile, bicycles | | |

XM-K3/K3F

Smart Fingerprint /RFID Key Box



Specification

Product Model: Smart Key Box K3
Unlock Ways: TTlock /fingerprint/password/IC card
Installation: Wall mount/Shackle
Body Material: Zinc alloy body
Shackle Material:Stainless Steel
Password Length:6 digits,support16-digits
Password Capacity:150 Groups
Bluetooth Distance:Within 10 meters
Net weight:0.90KGS
Working Temperature:-25°C-55°C
Battery: 4pcs AAA batteries

XM-K5

Smart Fingerprint Key Box



PRODUCT PARAMETERS

| | |
|---------------------|-----------------------------------|
| Model: | K5 |
| Material: | Aluminum alloy |
| Color: | ● Black |
| Unlock Way: | Password/card/Fingerprint/Key/APP |
| Installation: | Wall mount/Shackle |
| Power Supply: | 4pcs AAA batteries |
| Bluetooth Distance: | Within 10 meters |
| WorkingTemperature: | -25°C-55°C |
| Net weight: | 0.68KGS |
| Product Dimension: | Front:138*45*77.5mm |




F020 Fingerprint And Code Cabinet Lock




FINGRIPING AND CODE CABINET LOCK

1. Smart and keyless, fingerprint and code access control.
2. Can be used as handle.
3. Up to 20 fingerprints can be added.
4. Powered by 3xAAA alkaline batteries.
5. Low power consumption designed, battery life for more than 1 year.
6. Low battery warning function.
7. Can be powered by USB port to unlock in case of low battery.
8. Motorized lock body equipped.
9. Suitable for drawer, cabinet single door or double door.
10. Application scenario: home, office and public places.
11. USB e-key used as a master key management.

Smart Cabinet Lock

| | | | |
|--|--|--|--|
|  <p>Model: XM-F040 Identify: FP</p> |  <p>Model: XM-F021 Identify: FP/PIN</p> |  <p>Model: XM-F022 Identify: FP</p> |  <p>Model: XM-F027 Identify: FP/PIN</p> |
|  <p>Model: XM-F029 Identify: PIN</p> |  <p>Model: XM-F030 Identify: FP</p> |  <p>Model: XM-F051 Identify: FP</p> |  <p>Model: XM-F052 Identify: FP</p> |
|  <p>Model: XM-F046 Identify: FP</p> |  <p>Model: XM-F047 Identify: FP</p> |  <p>Model: XM-S023 Identify: FP/PIN</p> |  <p>Model: XM-S026 Identify: PIN</p> |



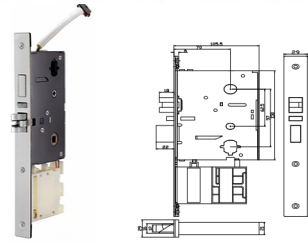
RFID Card Door Lock

ProStech's RFID Card Door Lock Product Line Contain With Wooden Door Lock, Glass Door Lock, Metal Door Lock, Standalone Door Lock And APP Fingerprint Door Lock, Widely Used In Different Fields Such As Hotel, Home, Office, Government, Hospital And son on.

Smart Card Split Door Lock Series

XM-905

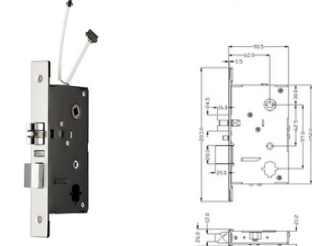
Stainless Steel Smart Card Door Lock



Features • Stainless Steel Material • Low Battery Voltage Warning Function • Emergency Power USB • Support M1 Card • Smart Dimension













XM-03Y

ABS Smart Card Door Lock



Features • Zinc Alloy Material • Low Battery Voltage Warning Function • Emergency Power USB • Support M1 Card • Bluetooth App

| | | |
|---------------------|--------------------------------------|-------------------------|
| Material | Stainless Steel | Zinc Alloy |
| Card Type | EM/T5577/M1 | |
| Unlock Mode | MF Card/Password/Mechanical key | |
| Capacity | 100 MF Card/ 100 Password | |
| Power Supply | 4×AA Alkaline battery (NOT supplied) | |
| Color | Silver | Silver/Red Brozen/Black |
| Dimensions | 293*70*12(mm) | 200*70*16(mm) |

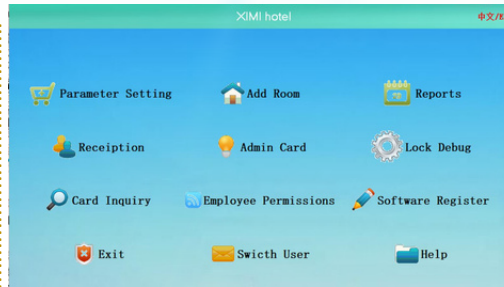
| | | | | | | |
|---|--|---|---|---|---|--|
|  | <p>Silver/Golden/Black</p>  <p>Model: XM-2022 Size: 306*75*18(mm)</p> | <p>Silver/Golden/Black</p>  <p>Model: XM-2023 Size: 313*72*19.5(mm)</p> | <p>Push/Champagne</p>  <p>Model: XM-601 Size: 300*75*20(mm)</p> | <p>Silver/Golden/Black</p>  <p>Model: XM805 Size: 300*75*20(mm)</p> | <p>Silver/Golden</p>  <p>Model: XM-618 Size: 281*73*28(mm)</p> | |
| | <p>Silver/Pink/Black</p>  <p>Model: XM-9901-7 Size: 300*75*25(mm)</p> | <p>Silver/ Golden/Black</p>  <p>Model: XM-9901-9 Size: 282*70*18(mm)</p> | <p>Silver/Golden/Black</p>  <p>Model: XM-9901-8 Size: 300*75*25(mm)</p> | <p>Silver/Golden/Black</p>  <p>Model: XM-9901-10 Size: 300*75*25(mm)</p> | | |
| | <p>Silver/Golden/Black</p>  <p>Model: XM-2017 Size: 300*40*25(mm)</p> | <p>Silver/Golden</p>  <p>Model: XM-1088 Size: 300*76*26(mm)</p> | <p>Silver/Black</p>  <p>Model: XM-1089 Size: 300*76*26(mm)</p> | <p>Silver/ Golden/Black</p>  <p>Model: XM-9901-7 Size: 300*75*25(mm)</p> | | |

Hotel Door Lock Software

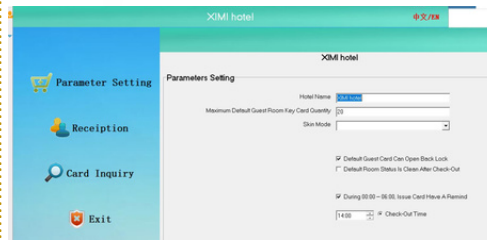


Smart Hotel Door Lock

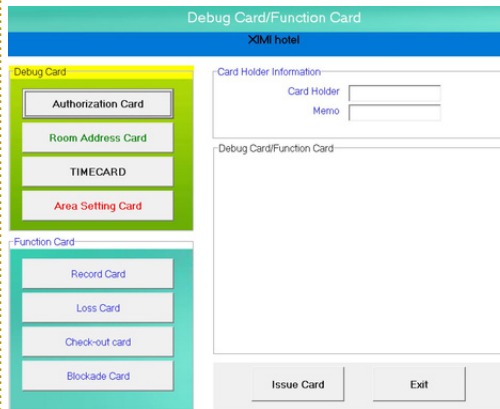
ProStech's RFID Card Hotel Door Lock Contain With Several Kinds Of Door Locks, The Full Hotel Door Lock System Contain With Door Lock, USB Encorder, Hotel Card And Software, Also The Energy Switch, Door Display, Date Collector, Hand- Held Unit, Smart Switch, Elevator Controller Reader Are Optional.



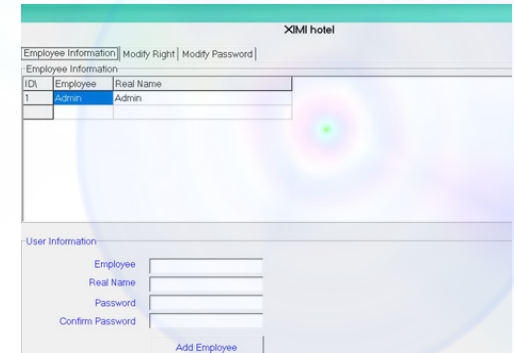
1, Main Menu



3, Parametar Setting



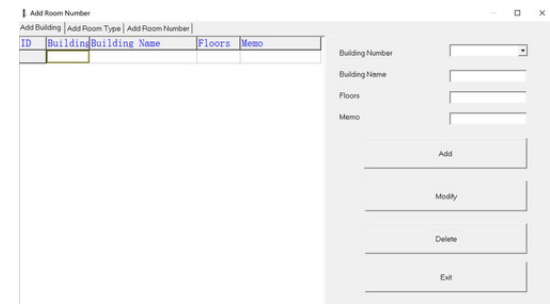
5, Issue The Function Card



2, Add Employees



4, Software Register By USB Encorder



6, Add The Room, Floor, Building































Most Economic Hotel Door Lock

| | | | | | | | | | |
|---|---|---|---|---|--|---|---|---|---|
| Stainless Steel Silver | Stainless Steel Golden | Stainless Steel Red Brozen | Stainless Steel Green Brozen | Stainless Steel Silver | Stainless Steel Golden | Stainless Steel Red Brozen | Stainless Steel Green Brozen | Stainless Steel Silver | Stainless Steel Golden |
|  |  |  |  |  |  |  |  |  |  |
| Model: HM201S | Model: HM201-G | Model: HM201-RB | Model: HM201-GB | Model: HM202-S | Model: HM205-G | Model: HM205-RB | Model: HM201-GB | Model: HM203-S | Model: HM203-G |
| Size: 242 x 77 x 18 (mm) | Size: 242 x 77 x 18 (mm) | Size: 242 x 77 x 18 (mm) | Size: 242 x 77 x 18 (mm) | Size: 242 x 77 x 18 (mm) | Size: 242 x 77 x 18 (mm) | Size: 242 x 77 x 18 (mm) | Size: 242 x 77 x 18 (mm) | Size: 270 x 70 x 14 (mm) | Size: 270 x 70 x 14 (mm) |

| | | | | | | | | | |
|---|---|---|---|---|--|---|---|---|---|
| Stainless Steel Silver | Stainless Steel Golden | Stainless Steel Red Brozen | Stainless Steel Black | Stainless Steel Silver | Stainless Steel Silver | Stainless Steel Golden | Stainless Steel Silver | Stainless Steel Golden | Stainless Steel Red Brozen |
|  |  |  |  |  |  |  |  |  |  |
| Model: HM204-S | Model: HM204-G | Model: HM204-RB | Model: HM204-B | Model: HM205E | Model: HM205T-S | Model: HM205T-G | Model: HM205A-S | Model: HM205A-G | Model: HM205C |
| Size: 285 x 77 x 32.5(mm) | Size: 285 x 77 x 32.5(mm) | Size: 285 x 77 x 32.5(mm) | Size: 285 x 77 x 32.5(mm) | Size: 278 x 72 x 38 (mm) | Size: 278 x 72 x 38 (mm) | Size: 278 x 72 x 38 (mm) | Size: 278 x 72 x 38 (mm) | Size: 278 x 72 x 38 (mm) | Size: 278 x 72 x 38 (mm) |

| | | | | | | | | | |
|---|---|---|---|---|--|---|---|---|---|
| Stainless Steel Silver | Stainless Steel Golden | Stainless Steel Silver | Stainless Steel Golden | Stainless Steel Silver | Stainless Steel Rose Golden | Stainless Steel Silver | Stainless Steel Golden | Stainless Steel Silver | Stainless Steel Golden |
|  |  |  |  |  |  |  |  |  |  |
| Model: HM205B-S | Model: HM205B-G | Model: HM205D-S | Model: HM205D-G | Model: HM205F-S | Model: HM205F-RG | Model: HM206-S | Model: HM206-G | Model: HM206B-S | Model: HM206B-G |
| Size: 278 x 72 x 38 (mm) | Size: 278 x 72 x 38 (mm) | Size: 278 x 72 x 38 (mm) | Size: 278 x 72 x 38 (mm) | Size: 275 x 70 x 38 (mm) | Size: 275 x 70 x 38 (mm) | Size: 310 x 78 x 30 (mm) | Size: 310 x 78 x 30 (mm) | Size: 278 x 32 x 38 (mm) | Size: 278 x 32 x 38 (mm) |

Most Economic Hotel Door Lock

| | | | | | | | | | |
|---|--|---|--|---|--|---|--|--|---|
| Stainless Steel Silver  Model: HM206A-S Size: 310 x 78 x 30 (mm) | Stainless Steel Red Brozen  Model: HM206A-RB Size: 310 x 78 x 30 (mm) | Stainless Steel Green Brozen  Model: HM206A-GB Size: 310 x 78 x 30 (mm) | Stainless Steel Black  Model: HM206A-B Size: 310 x 78 x 30 (mm) | Stainless Steel Silver  Model: HM206D-S Size: 278 x 32 x 38 (mm) | Stainless Steel Rose Golden  Model: HM206D-RG Size: 278 x 32 x 38 (mm) | Stainless Steel Black  Model: HM206D-B Size: 310 x 78 x 30 (mm) | Stainless Steel Silver  Model: HM208-S Size: 290 x 71 x 14 (mm) | Stainless Steel Silver & Golden  Model: HM208-SG Size: 290 x 71 x 14 (mm) | Stainless Steel Golden  Model: HM208-G Size: 290 x 71 x 14 (mm) |
| Stainless Steel Silver  Model: HM208A-S Size: 290 x 71 x 14 (mm) | Stainless Steel Golden  Model: HM208A-G Size: 290 x 71 x 14 (mm) | Stainless Steel Silver  Model: HM209-S Size: 290 x 71 x 14 (mm) | Stainless Steel Silver & Golden  Model: HM209-SG Size: 290 x 71 x 14 (mm) | Stainless Steel Golden  Model: HM209-G Size: 290 x 71 x 14 (mm) | Stainless Steel Silver  Model: HM338-S Size: 316 x 72 x 19.5 (mm) | Stainless Steel Red Brozen  Model: HM338-RB Size: 316 x 72 x 19.5 (mm) | Stainless Steel Black  Model: HM338-B Size: 316 x 72 x 19.5 (mm) | Zinc Alloy Silver  Model: HM339A-S Size: 298 x 75 x 11 (mm) | Zinc Alloy Red Brozen  Model: HM339A-RB Size: 298 x 75 x 11 (mm) |
| Zinc Alloy Black  Model: HM339A-B Size: 298 x 75 x 11 (mm) | Stainless Steel Silver  Model: HM339B-S Size: 282 x 70 x 13 (mm) | Stainless Steel Rose Golden  Model: HM339B-RG Size: 282 x 70 x 13 (mm) | Stainless Steel Black  Model: HM339B-B Size: 282 x 70 x 13 (mm) | Stainless Steel Silver  Model: HM339C-S Size: 282 x 70 x 13 (mm) | Stainless Steel Rose Golden  Model: HM339C-RG Size: 282 x 70 x 13 (mm) | Stainless Steel Black  Model: HM339C-B Size: 282 x 70 x 13 (mm) | Stainless Steel Silver  Model: HM322-S Size: 260 x 60 x 23 (mm) | Stainless Steel Golden  Model: HM322-G Size: 260 x 60 x 23 (mm) | Stainless Steel Red Brozen  Model: HM322-RB Size: 260 x 60 x 23 (mm) |

Good Quality Stable Series

| | | | | | | | | | |
|---|---|---|---|---|---|---|---|---|---|
| Zinc Alloy Silver | Zinc Alloy Golden | Pure Copper Copper | Pure Copper Copper | Zinc Alloy Silver | Zinc Alloy Golden | Zinc Alloy Silver | Zinc Alloy Golden | Zinc Alloy Silver | Zinc Alloy Golden |
|  |  |  |  |  |  |  |  |  |  |
| Model: HM210-S | Model: HM210-G | Model: HM301 | Model: HM302 | Model: HM303-S | Model: HM303-G | Model: HM305-S | Model: HM305-G | Model: HM306-S | Model: HM306-G |
| Size: 260 x 73 x 19 (mm) | Size: 278 x 72 x 38 (mm) | Size: 265 x 77 x 24 (mm) | Size: 248 x 73 x 18 (mm) | Size: 292 x 82 x 26 (mm) | Size: 292 x 82 x 26 (mm) | Size: 292 x 82 x 26 (mm) | Size: 292 x 82 x 26 (mm) | Size: 292 x 82 x 26 (mm) | Size: 292 x 82 x 26 (mm) |

| | | | | | | | | | |
|---|---|---|---|---|---|---|---|---|---|
| Zinc Alloy Silver | Zinc Alloy Golden | Zinc Alloy Silver | Zinc Alloy Golden | Stainless Steel Silver | Stainless Steel Golden | Stainless Steel Silver | Stainless Steel Golden | Zinc Alloy Silver | Zinc Alloy Golden |
|  |  |  |  |  |  |  |  |  |  |
| Model: HM306T-S | Model: HM306T-G | Model: HM307-S | Model: HM307-G | Model: HM315-S | Model: HM315-G | Model: HM316-S | Model: HM316-G | Model: HM317-S | Model: HM317-G |
| Size: 292 x 82 x 26 (mm) | Size: 292 x 82 x 26 (mm) | Size: 280 x 70 x 22 (mm) | Size: 280 x 70 x 22 (mm) | Size: 292 x 82 x 26 (mm) | Size: 292 x 82 x 26 (mm) | Size: 292 x 82 x 26 (mm) | Size: 292 x 82 x 26 (mm) | Size: 300 x 80 x 26 (mm) | Size: 300 x 80 x 26 (mm) |

| | | | | | | | | | |
|---|---|---|---|---|---|---|---|---|---|
| Zinc Alloy Silver | Zinc Alloy Golden | Zinc Alloy Red Brozen | Zinc Alloy Green Brozen | Stainless Steel Silver | Stainless Steel Golden | Stainless Steel Silver | Stainless Steel Golden | Zinc Alloy Silver | Zinc Alloy Golden |
|  |  |  |  |  |  |  |  |  |  |
| Model: HM319-S | Model: HM319-G | Model: HM321-RB | Model: HM321-GB | Model: HM323-S | Model: HM323-G | Model: HM326-S | Model: HM326-G | Model: HM329-S | Model: HM329-G |
| Size: 300 x 76 x 20 (mm) | Size: 300 x 80 x 26 (mm) | Size: 300 x 80 x 26 (mm) | Size: 300 x 80 x 26 (mm) | Size: 285 x 75 x 20 (mm) | Size: 285 x 75 x 20 (mm) | Size: 300 x 78 x 20 (mm) | Size: 300 x 78 x 20 (mm) | Size: 340 x 79 x 26 (mm) | Size: 340 x 79 x 26 (mm) |

























6068/5055 Lock Body Series

| Stainless Steel Silver | Stainless Steel Green Brozen | Stainless Steel Red Brozen | Stainless Steel Black | Stainless Steel Silver | Stainless Steel Golden | Stainless Steel Rose Golden | Stainless Steel Black | Stainless Steel Silver | Stainless Steel Golden |
|---|---|---|---|---|---|---|---|---|---|
|  |  |  |  |  |  |  |  |  |  |
| Model: HM311B-S | Model: HM311B-GB | Model: HM311B-RB | Model: HM311B-B | Model: HM311C-S | Model: HM311C-G | Model: HM311C-RG | Model: HM311C-B | Model: HM311A-S | Model: HM311A-GB |
| Size: 340 x 78 x 30 (mm) | Size: 340 x 78 x 30 (mm) | Size: 340 x 78 x 30 (mm) | Size: 340 x 78 x 30 (mm) | Size: 340 x 78 x 30 (mm) | Size: 340 x 78 x 30 (mm) | Size: 340 x 78 x 30 (mm) | Size: 340 x 78 x 30 (mm) | Size: 340 x 78 x 30 (mm) | Size: 340 x 78 x 30 (mm) |

| Stainless Steel Silver | Stainless Steel Golden | Stainless Steel Rose Golden | Stainless Steel Black | Stainless Steel Silver | Stainless Steel Golden | Stainless Steel Rose Golden | Stainless Steel Black | Aluminum Alloy Black | Aluminum Alloy Golden |
|---|---|---|---|---|---|---|---|---|---|
|  |  |  |  |  |  |  |  |  |  |
| Model: HM311C-S | Model: HM311D-G | Model: HM311D-RG | Model: HM311D-B | Model: HM311E-S | Model: HM311E-G | Model: HM311E-RG | Model: HM311E-B | Model: HM348-B | Model: HM348-G |
| Size: 340 x 78 x 30 (mm) | Size: 340 x 78 x 30 (mm) | Size: 340 x 78 x 30 (mm) | Size: 340 x 78 x 30 (mm) | Size: 340 x 78 x 30 (mm) | Size: 340 x 78 x 30 (mm) | Size: 340 x 78 x 30 (mm) | Size: 340 x 78 x 30 (mm) | Size: 325 x 77 x 20 (mm) | Size: 325 x 77 x 20 (mm) |

| Aluminum Alloy Black | Aluminum Alloy Black | Stainless Steel Silver | Zinc Alloy Silver | Zinc Alloy Golden | Zinc Alloy Silver | Zinc Alloy Golden | Aluminum Alloy Golden | Aluminum Alloy Black | Aluminum Alloy Rose |
|---|---|---|---|---|---|---|---|---|---|
|  |  |  |  |  |  |  |  |  |  |
| Model: HM349 | Model: HM350 | Model: HM331 | Model: HM501-S | Model: HM501-G | Model: HM502-G | Model: HM502-G | Model: HM347-G | Model: HM347-B | Model: HM347-RG |
| Size: 350 x 74 x 20 (mm) | Size: 350 x 74 x 20 (mm) | Size: 288 x 73 x 16 (mm) | Size: 228 x 73 x 29 (mm) | Size: 228 x 73 x 29 (mm) | Size: 168 x 68 x 25 (mm) | Size: 168 x 68 x 25 (mm) | Size: 257 x 60 x 18 (mm) | Size: 257 x 60 x 18 (mm) | Size: 257 x 60 x 18 (mm) |

Stylish And Beautiful Series

| | | | | | | | | | |
|--|---|---|---|---|--|--|---|---|--|
| <p>Zinc Alloy Silver</p>  <p>Model: HM332-S Size: 298 x 70 x 20 (mm)</p> | <p>Zinc Alloy Golden</p>  <p>Model: HM332-G Size: 298 x 70 x 20 (mm)</p> | <p>Zinc Alloy Red Brozen</p>  <p>Model: HM332-RB Size: 298 x 70 x 20 (mm)</p> | <p>Zinc Alloy Black</p>  <p>Model: HM332-B Size: 298 x 70 x 20 (mm)</p> | <p>Zinc Alloy Rose Golden</p>  <p>Model: HM332-RG Size: 298 x 70 x 20 (mm)</p> | <p>Zinc Alloy Silver</p>  <p>Model: HM336-S Size: 298 x 70 x 20 (mm)</p> | <p>Zinc Alloy Golden</p>  <p>Model: HM336-G Size: 298 x 70 x 20 (mm)</p> | <p>Zinc Alloy Red Brozen</p>  <p>Model: HM336-RB Size: 298 x 70 x 20 (mm)</p> | <p>Zinc Alloy Black</p>  <p>Model: HM336-B Size: 298 x 70 x 20 (mm)</p> | <p>Zinc Alloy Rose Golden</p>  <p>Model: HM336-RG Size: 298 x 70 x 20 (mm)</p> |
| <p>Zinc Alloy Silver</p>  <p>Model: HM333-S Size: 325 x 75 x 23 (mm)</p> | <p>Zinc Alloy Golden</p>  <p>Model: HM333-G Size: 325 x 75 x 23 (mm)</p> | <p>Zinc Alloy Red Brozen</p>  <p>Model: HM333-RB Size: 325 x 75 x 23 (mm)</p> | <p>Zinc Alloy Rose Golden</p>  <p>Model: HM333-RG Size: 325 x 75 x 23 (mm)</p> | <p>Zinc Alloy Silver</p>  <p>Model: HM335-S Size: 368 x 78 x 28 (mm)</p> | <p>Zinc Alloy Golden</p>  <p>Model: HM335-G Size: 298 x 70 x 20 (mm)</p> | <p>Zinc Alloy Red Brozen</p>  <p>Model: HM335-RB Size: 298 x 70 x 20 (mm)</p> | <p>Zinc Alloy Black</p>  <p>Model: HM335-B Size: 298 x 70 x 20 (mm)</p> | <p>Zinc Alloy Pewter Golden</p>  <p>Model: HM340-PG Size: 298 x 70 x 20 (mm)</p> | <p>Zinc Alloy Nickel Pewter</p>  <p>Model: HM340-NP Size: 298 x 70 x 20 (mm)</p> |
| <p>Zinc Alloy Red Brozen</p>  <p>Model: HM340-RB Size: 298 x 70 x 20 (mm)</p> | <p>Zinc Alloy Golden</p>  <p>Model: HM3340G Size: 298 x 70 x 20 (mm)</p> | <p>Zinc Alloy Nickel Golden</p>  <p>Model: HM340-NG Size: 298 x 70 x 20 (mm)</p> | <p>Zinc Alloy Black</p>  <p>Model: HM340-B Size: 298 x 70 x 20 (mm)</p> | <p>Stainless Steel Silver</p>  <p>Model: HM352A-S Size: 306 x 75 x 19.5 (mm)</p> | <p>Stainless Steel Rose Golden</p>  <p>Model: HM352A-RG Size: 306 x 75 x 19.5 (mm)</p> | <p>Stainless Steel Black</p>  <p>Model: HM352A-B Size: 306 x 75 x 19.5 (mm)</p> | <p>Stainless Steel Silver</p>  <p>Model: HM352B-S Size: 306 x 75 x 19.5 (mm)</p> | <p>Stainless Steel Rose Golden</p>  <p>Model: HM352B-RG Size: 306 x 75 x 19.5 (mm)</p> | <p>Stainless Steel Black</p>  <p>Model: HM352B-B Size: 306 x 75 x 19.5 (mm)</p> |

New Arrival Series

| Zinc Alloy Silver | Zinc Alloy Rose Golden | Zinc Alloy Black | Aluminum Alloy Drawing | Aluminum Alloy Drawing | Aluminum Alloy Drawing | Aluminum Alloy Silver | Aluminum Alloy Rose | Aluminum Alloy Black | Aluminum Alloy Drawing |
|---|---|---|---|---|--|---|---|---|---|
|  |  |  |  |  |  |  |  |  |  |
| Model: HM341-S | Model: HM341-RG | Model: HM341-B | Model: HM342A-S | Model: HM342A-RG | Model: HM342A-B | Model: HM342B-S | Model: HM342B-RG | Model: HM342B-B | Model: HM344-RG |
| Size: 306 x 50 x 19.5 (mm) | Size: 306 x 50 x 19.5 (mm) | Size: 306 x 50 x 19.5 (mm) | Size: 300 x 70 x 20 (mm) | Size: 300 x 75 x 20 (mm) | Size: 300 x 75 x 20 (mm) | Size: 300 x 75 x 20 (mm) | Size: 300 x 75 x 20 (mm) | Size: 300 x 75 x 20 (mm) | Size: 300 x 75 x 20 (mm) |

| Aluminum Alloy Drawing | Aluminum Alloy Drawing | Aluminum Alloy Golden | Aluminum Alloy Silver | Aluminum Alloy Black | Aluminum Alloy Golden | Aluminum Alloy Silver | Aluminum Alloy Black | Aluminum Alloy Black | Aluminum Alloy Golden |
|---|---|---|---|---|--|---|---|---|---|
|  |  |  |  |  |  |  |  |  |  |
| Model: HM344-S | Model: HM344-B | Model: HM345-G | Model: HM345-S | Model: HM345-B | Model: HM346-G | Model: HM346-S | Model: HM346-B | Model: HM347-B | Model: HM347-G |
| Size: 300 x 75 x 20 (mm) | Size: 300 x 75 x 20 (mm) | Size: 300 x 75 x 20 (mm) | Size: 300 x 75 x 20 (mm) | Size: 300 x 75 x 20 (mm) | Size: 300 x 75 x 20 (mm) | Size: 300 x 75 x 20 (mm) | Size: 300 x 75 x 20 (mm) | Size: 300 x 75 x 18 (mm) | Size: 300 x 75 x 18 (mm) |

| Stainless Steel Silver | Stainless Steel Silver | Stainless Steel Golden | Stainless Steel Silver | Stainless Steel Silver | Stainless Steel Golden | Zinc Alloy Silver | Zinc Alloy Golden | Zinc Alloy Red Brozen | Zinc Alloy Green Brozen |
|---|---|---|---|---|--|---|---|---|---|
|  |  |  |  |  |  |  |  |  |  |
| Model: HM401 | Model: HM904-S | Model: HM904-G | Model: HM905 | Model: HM352C-S | Model: HM352C-G | Model: HM902-S | Model: HM902-G | Model: HM902-RB | Model: HM902-GB |
| Size: 290 x 48 x 28 (mm) | Size: 244 x 77 x 25 (mm) | Size: 290 x 48 x 28 (mm) | Size: 293 x 70 x 12 (mm) | Size: 306 x 75 x 19.5 (mm) | Size: 306 x 75 x 19.5 (mm) | Size: 200 x 68 x 29 (mm) | Size: 200 x 68 x 29 (mm) | Size: 200 x 68 x 29 (mm) | Size: 200 x 68 x 29 (mm) |

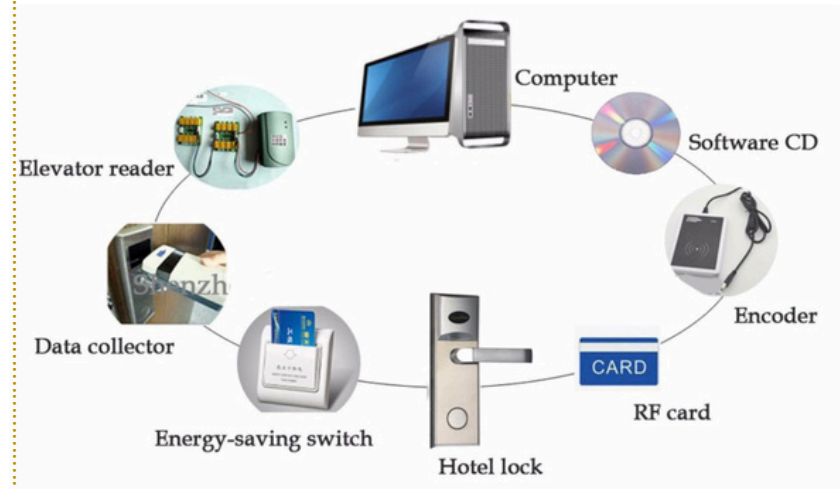
Hotel Door Lock System

| | | | | | | |
|---------------------------|------------------|-------------------------|------------------------|-------------------------|-----------------------|-----------------|
| | | | | | | |
| USB Card Encoder USB02 | Hotel Card H1 | Date Collector DT001 | Hand-Held Unit HU01 | Elevator Reader EU01 | Energy-Save Switch | System Software |

Energy Switch Series

| | | | |
|------|------|-------|-------|
| | | | |
| H1-W | H1-G | H2-W | H2-G |
| | | | |
| H3-W | H3-G | H5-W | H5-G |
| | | | |
| H5-S | H5-B | H5S-S | H5S-G |

Diagram





RFID Cabinet Lock

ProStech's RFID Card Cabinet Lock Contains With Standalone ID card, M1 Card Lock, It Can Customized To Work With Hotel Door Lock System To Meet One Card In All.








Specifications:

- 1, Color: Golden, Silver, Red Brozen, Green Brozen.
- 2, The general card can be sent to manage to each cabinet door lock and open all of them in case of emergency.
- 3, Each door is equippped with a guest card (i.e., access control card) to open door.
- 4, The all-in-one card can be implemented in EM electronic cabinet door lock and the management system in sauna senter.
- 5, a staff card, which can not open a door u=ibdividually, must be used with a guest card to open a door, i.e., the door should be opened with two cards.
- 6, The management card has the function of adding/deleting cards without removing any door lock.
- 7, Independent card preparation: A card is directly made on a door lock which is easy and covenant.
- 8, With a reasonable structure, the small smart cylinder is used as the lock cylinder for safe and reliable operation.
- 9, Wristband card: Portable convient, waterproof, moisture-proof, heat-resistant and anti-corrosion.
- 10, Enviromental requirement: Temperature: -20~70°C; Humidity: < 98%.
- 11, Static power consumption: < 20uA; Dynamic power consuption: about 200mA.
- 12, Power supply: 4 AA alkaline batteries, with the function of low-power alarm.
- 13, Validity of battery: Normally, the door-opening times > 10,000; after low-power notification, the door can be opened for 200 times.
- 14, Note: This lock is applicable to a file cabinet or drawer in a goverment office, school, shop, bank and enterprise.





| Zinc Alloy Silver | Zinc Alloy Golden | Zinc Alloy Silver | Zinc Alloy Golden | Zinc Alloy Silver | Zinc Alloy Golden | Plastics Silver | Plastics Golden | Plastics Silver | Plastics Golden |
|---|---|---|---|---|---|---|---|---|---|
|  |  |  |  |  |  |  |  |  |  |
| Model: HM-E202S | Model: HM-E202G | Model: HM-E203S | Model: HM-E203G | Model: HM-E207S | Model: HM-E207S | Model: HM-E208S | Model: HM-E208G | Model: HM-E209S | Model: HM-E209G |
| Size: 40 x 40 x 32 (mm) | Size: 40 x 40 x 32 (mm) | Size: 85 x 54 x 17 (mm) | Size: 85 x 54 x 17 (mm) | Size: 104 x 50 x 15 (mm) | Size: 104 x 50 x 15 (mm) | Size: 75 x 40 x 23 (mm) | Size: 75 x 40 x 23 (mm) | Size: 104 x 63 x 20 (mm) | Size: 104 x 63 x 20 (mm) |

| Plastics Silver | Plastics Golden | Plastics Silver | Plastics Golden | Plastics Silver | Plastics Golden | Zinc Alloy Silver | Zinc Alloy Golden | Zinc Alloy Silver | Zinc Alloy Golden |
|---|---|---|---|---|---|---|---|---|---|
|  |  |  |  |  |  |  |  |  |  |
| Model: HM-E210S | Model: HM-E210G | Model: HM-E211S | Model: HM-E211G | Model: HM-E212S | Model: HM-E212G | Model: HM-E213S | Model: HM-E213G | Model: HM-E215S | Model: HM-E215SG |
| Size: 90 x 52 x 18 (mm) | Size: 90 x 52 x 18 (mm) | Size: 90 x 70 x 18 (mm) | Size: 90 x 70 x 18 (mm) | Size: 89 x 55 x 16 (mm) | Size: 89 x 55 x 16 (mm) | Size: 115 x 35 x 18 (mm) | Size: 115 x 35 x 18 (mm) | Size: 70 x 40 x 26 (mm) | Size: 70 x 40 x 26 (mm) |


| Zinc Alloy Silver | Zinc Alloy Golden | Zinc Alloy Silver | Zinc Alloy Golden | Zinc Alloy Silver | Zinc Alloy Golden | Zinc Alloy Green Brozen | Zinc Alloy Red Brozen | Plastics Silver | Plastics Golden |
|---|---|---|---|---|---|---|---|---|---|
|  |  |  |  |  |  |  |  |  |  |
| Model: HM-E216S | Model: HM-E216SG | Model: HM-E217S | Model: HM-E217G | Model: HM-E218S | Model: HM-E218G | Model: HM-E218GB | Model: HM-E218RB | Model: HM-E301S | Model: HM-E301G |
| Size: 70 x 40 x 24 (mm) | Size: 70 x 40 x 24 (mm) | Size: 108 x 52 x 17 (mm) | Size: 108 x 52 x 17 (mm) | Size: 100 x 48 x 16 (mm) | Size: 100 x 48 x 16 (mm) | Size: 100 x 48 x 16 (mm) | Size: 100 x 48 x 16 (mm) | Size: 88 x 45 x 15 (mm) | Size: 88 x 45 x 15 (mm) |





| Zinc Alloy Silver | Zinc Alloy Golden | Stainless Steel Silver | Stainless Steel Golden | Stainless Steel Silver | Stainless Steel Golden | Stainless Steel Silver | Stainless Steel Golden | Stainless Steel Silver | Stainless Steel Rose Golden |
|---|---|---|---|---|---|---|---|---|---|
|  |  |  |  |  |  |  |  |  |  |
| Model: HM-E302S | Model: HM-E302G | Model: HM-E303S | Model: HM-E303G | Model: HM-E305S | Model: HM-E305G | Model: HM-E306S | Model: HM-E306S | Model: HM-E308 | Model: HM-E308A |
| Size: 115 x 55 x 17 (mm) | Size: 115 x 55 x 17 (mm) | Size: 110 x 52 x 18 (mm) | Size: 11 x 52 x 18 (mm) | Size: 116 x 52 x 18 (mm) | Size: 116 x 52 x 18 (mm) | Size: 108 x 52 x 18 (mm) | Size: 108 x 52 x 18 (mm) | Size: 139 x 29 x 9 (mm) | Size: 200 x 25 x 17 (mm) |

| Zinc Alloy Silver | Zinc Alloy Golden | Zinc Alloy Green Brozen | Zinc Alloy Red Brozen | Zinc Alloy Golden | Zinc Alloy Green Brozen | Zinc Alloy Rose Golden | Zinc Alloy Red Brozen | Stainless Steel Rose Golden | Stainless Steel Black |
|---|---|---|---|---|---|---|---|---|---|
|  |  |  |  |  |  |  |  |  |  |
| Model: HM-E307S | Model: HM-E30G | Model: HM-E307GB | Model: HM-E307RB | Model: HM-E309S | Model: HM-E309GB | Model: HM-E309RG | Model: HM-E309RB | Model: HM-E308B | Model: HM-E312 |
| Size: 102 x 50 x 13 (mm) | Size: 102 x 50 x 13 (mm) | Size: 102 x 50 x 13 (mm) | Size: 102 x 50 x 13 (mm) | Size: 142 x 42 x 15 (mm) | Size: 142 x 42 x 15 (mm) | Size: 142 x 42 x 15 (mm) | Size: 142 x 42 x 15 (mm) | Size: 150 x 37 x 16 (mm) | Size: 230 x 39 x 18 (mm) |

| Zinc Alloy Golden | Zinc Alloy Green Brozen | Zinc Alloy Rose Golden | Zinc Alloy Red Brozen | Zinc Alloy Rose Golden | Zinc Alloy Rose Golden | Zinc Alloy Rose Golden | Zinc Alloy Rose Golden | Zinc Alloy Rose Golden | Zinc Alloy Black |
|---|---|---|---|---|---|---|---|---|---|
|  |  |  |  |  |  |  |  |  |  |
| Model: HM-E310G | Model: HM-E310GB | Model: HM-E310RG | Model: HM-E310RB | Model: HM-E311 | Model: HM-E313 | Model: HM-P163 | Model: HM-P163 | Model: HM-F161 | Model: HM-F118 |
| Size: 180 x 52 x 20 (mm) | Size: 180 x 52 x 20 (mm) | Size: 180 x 52 x 20 (mm) | Size: 180 x 52 x 20 (mm) | Size: 44 x 44 x 31 (mm) | Size: 180 x 76 x 16.5 (mm) | Size: 180 x 76 x 16.5 (mm) | Size: 105.5 x 60 x 17 (mm) | Size: 165 x 50 x 10.5 (mm) | Size: 108 x 55 x 16 (mm) |

Specifications:



| | | | |
|---|--|---|---|
|  |  |  |  |
| Non Check In | Check In | Cleaning | Don't Disturb |

Specification:
 Voltage: 220V AC; 5V/12V DC
 Color: Black, Silver, Coffee, Golden, Champagne etc.
 Plate Material: Tempered Glass
 Frame Material: Zinc Alloy/ Stainless Steel.
 Frame Color: Silver, Golden, Rose Golden.
 Function: Room NO., Don't Disturb, Door Bell, Check In, Hotel Name etc.






































Door Display Smart Switch

ProStech's Door Display And Smart Switch For Smart Hotel Systems

| Door Display Black | Door Display Golden | Door Display Black & Silver | Door Display Golden |
|---|---|---|---|
|  |  |  |  |
| Model: DS-86A-101 | Model: DS-86A-102 | Model: DS-86B-101 | Model: DS-86B-102 |
| Size: 86 x 86 x 39 (mm) | Size: 86 x 86 x 39 (mm) | Size: 86 x 86 x 39 (mm) | Size: 86 x 86 x 39 (mm) |

| Door Display Black & Silver | Door Display Golden | Door Display Black & Silver | Door Display Black & Golden | Door Display Black & Silver | Door Display Golden | Door Display Black & Silver | Door Display Black & Golden |
|---|---|---|--|---|---|---|---|
|  |  |  |  |  |  |  |  |
| Model: DS-150-121-BS | Model: DS-150-121-G | Model: DS-150-122-BS | Model: DS-150-121-BG | Model: DS-135-121-BS | Model: DS-135-121-G | Model: DS-135-122-BS | Model: DS-135-122-BG |
| Size: DIA 150mm | Size: DIA 150mm | Size: DIA 150mm | Size: DIA 150mm | Size: 135 x 135 x 39 (mm) | Size: 135 x 135 x 39 (mm) | Size: 135 x 135 x 39 (mm) | Size: 135 x 135 x 39 (mm) |

Door Display Or Floor Display Series

| | | | | | | | | | |
|---|--|---|---|--|---|--|---|---|---|
| DS-258-111-B Black  Size: 258 x 86 x 39 (mm) | DS-258-111-G Golden  Size: 258 x 86 x 39 (mm) | DS-258-211-B Black  Size: 258 x 86 x 39 (mm) | DS-258-211-G Golden  Size: 258 x 86 x 39 (mm) | DS-120-131-B Black  Size: 120 x 220 x 39 (mm) | DS-120-131-G Golden  Size: 140 x 240 x 39 (mm) | DS-120-231-B Black  Size: 140 x 240 x 39 (mm) | DS-120-241-B Black  Size: 140 x 240 x 39 (mm) | DS-120-132-B Black & Silver  Size: 120 x 220 x 39 (mm) | DS-120-132-BG Black & Golden  Size: 140 x 240 x 39 (mm) |
| DS-120-133-B Black & Silver  Size: 120 x 220 x 39 (mm) | DS-120-133-BG Black & Golden  Size: 140 x 240 x 39 (mm) | DS-120-134-B Black & Silver  Size: 120 x 220 x 39 (mm) | DS-120-134-G Golden  Size: 140 x 240 x 39 (mm) | DS-120-135-B Black & Silver  Size: 120 x 230 x 39 (mm) | DS-120-135-G Golden  Size: 120 x 230 x 39 (mm) | DS-120-135C-S Silver  Size: 120 x 230 x 39 (mm) | DS-120-135C-G Golden  Size: 120 x 230 x 39 (mm) | DS-120-235-BG Black & Golden  Size: 120 x 230 x 39 (mm) | DS-120-235-CS Coffee & Silver  Size: 120 x 230 x 39 (mm) |
| DS-120-136-B Black & Silver  Size: 120 x 230 x 39 (mm) | DS-120-136-G Golden  Size: 120 x 230 x 39 (mm) | DS-120-236-B Black & Silver  Size: 120 x 230 x 39 (mm) | DS-150-137-BG Black & Golden  Size: 150 x 248 x 39 (mm) | DS-150-237-BG Black & Golden  Size: 150 x 248 x 39 (mm) | DS-145-131-B Black & Silver  Size: 145 x 238 x 39 (mm) | DS-145-131-G Golden  Size: 145 x 238 x 39 (mm) | DS-145-231-B Black & Silver  Size: 145 x 238 x 39 (mm) | DS-145-132-B Black & Silver  Size: 145 x 238 x 39 (mm) | DS-145-132-G Golden  Size: 145 x 238 x 39 (mm) |
| DS-140-131-B Black  Size: 140 x 380 x 39 (mm) | DS-140-131-G Golden  Size: 140 x 380 x 39 (mm) | DS-140-231-B Black  Size: 140 x 380 x 39 (mm) | DS-140-231-G Golden  Size: 140 x 380 x 39 (mm) | DS-130-141-B Black  Size: 130 x 360 x 39 (mm) | DS-140-141-CG Coffee Golden  Size: 130 x 360 x 39 (mm) | DS-130-142-B Black  Size: 130 x 360 x 39 (mm) | DS-140-142-CG Coffee Golden  Size: 130 x 360 x 39 (mm) | DS-130-231-B Black & Silver  Size: 130 x 380 x 39 (mm) | DS-160-131 Transparent  Size: 160 x 265 x 39 (mm) |

Smart Switch Series

| | | | | | | | | | |
|---|--|---|---|---|---|--|---|---|--|
| Touch Switch Black & White  Model: TS-86A-102-BW Size: 86 x 86 x 39 (mm) | Touch Switch Combination Black  Model: TS-86A-C-B Size: 86 x 86*N x 39 (mm) | Touch Switch White  Model: TS-86B-103-W Size: 86 x 86 x 39 (mm) | Touch Switch Black  Model: TS-86B-104-B Size: 86 x 86 x 39 (mm) | Touch Switch Combination  Model: TS-86B-C-B Size: 86 x 86*N x 39 (mm) | Touch Switch Champagne  Model: TS-86C-104-CS Size: 86 x 86 x 39 (mm) | Touch Switch Black & Silver  Model: TS-86C-104-B5 Size: 86 x 86 x 39 (mm) | Touch Switch Combination  Model: TS-86C-C-B Size: 86 x 86*N x 39 (mm) | Touch Switch Golden  Model: TS-86D-104-G Size: 86 x 86 x 39 (mm) | |
| Touch Switch Combination Silver  Model: TS-86D-C-S Size: 86 x 86*N x 39 (mm) | TemperatureControl Black & Silver  Model: TC-86A-BS Size: 86 x 86 x 39 (mm) |  Model: TC-86B-BS Size: 86 x 86 x 39 (mm) | Light Control Black  Model: LC-86B-102-B Size: 86 x 86 x 39 (mm) | Light Control Golden  Model: LC-86C-102-G Size: 86 x 86 x 39 (mm) | USB Switch White  Model: USB-86A-W Size: 86 x 86 x 39 (mm) | USB Switch Golden  Model: USB-86A-G Size: 86 x 86 x 39 (mm) | USB Switch Golden  Model: USB-86B-G Size: 86 x 86 x 39 (mm) | USB Switch Black & Golden  Model: USB-86C-BG Size: 86 x 86 x 39 (mm) | |
| 5P Switch Black  Model: 5P-86A-B Size: 86 x 86 x 39 (mm) | 5P Switch White  Model: 5P-86A-W Size: 110 x 58 x 22 (mm) | 5P Switch Black & Silver  Model: 5P-86B-BS Size: 86 x 86 x 39 (mm) | 5P Switch Golden  Model: 5P-86B-G Size: 110 x 58 x 22 (mm) | HDV Switch Black  Model: HD-86A-B Size: 86 x 86 x 39 (mm) | Internet Switch Golden  Model: I-86A-G Size: 86 x 86 x 39 (mm) | HDV Switch Black  Model: HD-86B-B Size: 86 x 86 x 39 (mm) | Internet Switch Golden & Silver  Model: I-86B-GS Size: 86 x 86 x 39 (mm) | Don't Disturb Switch White  Model: DS-86-W Size: 86 x 86 x 39 (mm) | Don't Disturb Switch Golden  Model: DS-86-G Size: 86 x 86 x 39 (mm) |



Security Inspection

ProS's Luggage Inspection Product Series is a division of ProS. Through combining with Hybrid Biometric identification technology, it can provide customers a one-stop solution to entrance control of visitor vehicle and people management. Its product line includes tripod turnstile, flap barrier turnstile, swing barrier turnstile, full height turnstile and boom barrier.

Entrance Control Product Overview

| Item NO. | Passages/Min(Max) | Passage Width(mm) | Barrier Size(mm) | Barrier Matirial | Working Environment |
|-------------------------------|-------------------|-------------------|------------------|------------------|---------------------|
| Tripod Turnstile | | | | | |
| TT100 | 35 | 550 | 480*280*980 | Stainless Steel | Indoor/Outdoor |
| TT101/102 | 35 | 550 | 520*280*980 | Stainless Steel | Indoor/Outdoor |
| TT103 up | 35 | 550 | 1200*280*980 | Stainless Steel | Indoor/Outdoor |
| Flap Barrier Turnstile | | | | | |
| FT10X Series | 35 | 600 | 1200*300*1000 | Stainless Steel | Indoor/Outdoor |
| FT11X Series | 35 | 600 | 1400*300*1000 | Stainless Steel | Indoor/Outdoor |
| Move Flap Turnstile | | | | | |
| MF Series | 35 | 600 | 1200*300*1000 | Stainless Steel | Indoor/Outdoor |
| Swing Turnstile | | | | | |
| ST100 | 35 | 510-1000 | 480*330*980 | Stainless Steel | Indoor/Outdoor |
| ST101 | 35 | 510-1000 | 1400*200*1000 | Stainless Steel | Indoor/Outdoor |
| ST102 Series | 35 | 510-1400 | 240*240*1000 | Stainless Steel | Indoor/Outdoor |
| ST103-107 | 35 | 510-1200 | 1200*280*1000 | Stainless Steel | Indoor/Outdoor |
| ST108-121 | 35 | 510-1400 | 1400*200*1000 | Stainless Steel | Indoor/Outdoor |
| Quick Swing Turnstile | | | | | |
| FST Series | 45 | 510-1400 | 1400*180*1000 | Stainless Steel | Indoor/Outdoor |
| Full Heigh Turnstile | | | | | |
| HT100 | 35 | 550 | 1400*280*980 | Stainless Steel | Indoor/Outdoor |
| HT101 Single Door | 35 | 550 | 1500*1450*2300 | Stainless Steel | Indoor/Outdoor |
| HT109 Double Door | 35 | 550 | 2300*1450*2300 | Stainless Steel | Indoor/Outdoor |
| HT100 Three Line | 35 | 550 | 3100*1450*2300 | Stainless Steel | Indoor/Outdoor |
| Parking Barrier | | | | | |
| XFPT Series | 1s,3s,6s | 1-6M | 450*450*980 | Stainless Steel | Indoor/Outdoor |

Tripod Turnstile

The ProS's tripod turnstile series is a compact and cost-effective entrance control system designed for high-traffic volume.

Features

- The SUS304 stainless steel casework and high quality electrical components ensure its durability.
- Power conservation: electro-magnetic locks remain in “standby mode” until turnstile is activated.
- Patented oil lubrication system reduces needs for maintenance.
- Tripod-arms unlock & drop during emergencies/power loss.
- No exposed screws.
- Ergonomic design makes card and fingerprint authentication fast & simple for users.
- Supports Anti-tailgating.
 - Built-in Reader Integration greatly reduces installation time & expenses.

| Model NO. | TT100 | TT101/102 | TT103 up |
|---------------------|---|-------------|--------------|
| Power requirements | AC110V/ 220V, 50/ 60Hz | | |
| Working Temperature | -28°C - 60°C | | |
| Working Humidity | 5% - 80% | | |
| Flow Rate | 25-48 minute | | |
| Lane width(mm) | 550 | | |
| Dimensions(mm) | 480*280*980 | 520*280*980 | 1200*280*980 |
| Net weight(kg) | 35 | 35 | 45/65 |
| LED indicator | Y | | |
| Barrier Movement | Rotating | | |
| Emergency mode | Y | | |
| MCBF | 1 million | | |
| Optional Function | Alternative material or shape, third-party access control integration, ticket system integration, passage counter | | |

| | | | | |
|--|--|--|--|--|
|  Model: TT100 Size: 480*280*980 (mm) |  Model: TT101 Size: 520*280*980 (mm) |  Model: TT102 Size: 520*280*980 (mm) |  Model: TT103 Size: 1200*280*980 (mm) |  Model: TT104 Size: 1200*280*980 (mm) |
|  Model: TT105 Size: 1200*280*980 (mm) |  Model: TT106 Size: 1200*280*980 (mm) |  Model: TT107 Size: 1200*280*980 (mm) |  Model: TT108 Size: 1200*280*980 (mm) |  Model: TT109 Size: 1200*280*980 (mm) |
|  Model: TT110 Size: 1200*280*980 (mm) |  Model: TT111 Size: 1200*280*980 (mm) |  Model: TT112 Size: 1200*280*980 (mm) |  Model: TT113 Size: 1200*280*980 (mm) |  Model: TT114 Size: 1200*280*980 (mm) |
|  Model: TT115 Size: 1200*280*980 (mm) |  Model: TT116 Size: 1200*280*980 (mm) |  Model: TT117KQ Size: 1200*280*980 (mm) |  Model: 117 Size: 1200*280*980 (mm) |  Model: 118 Size: 1200*280*980 (mm) |

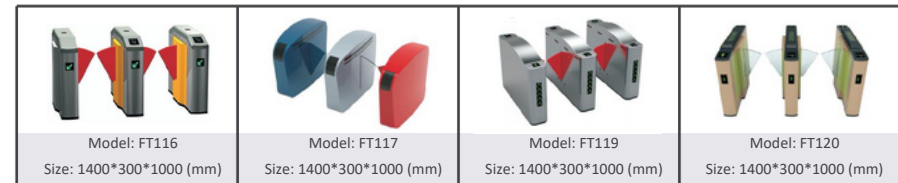
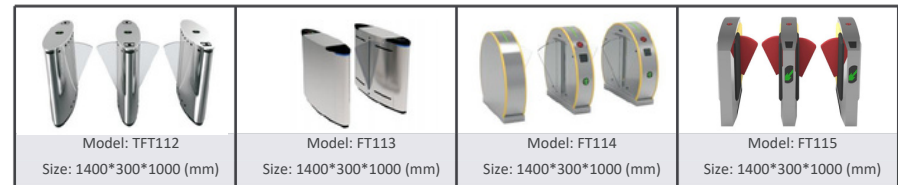
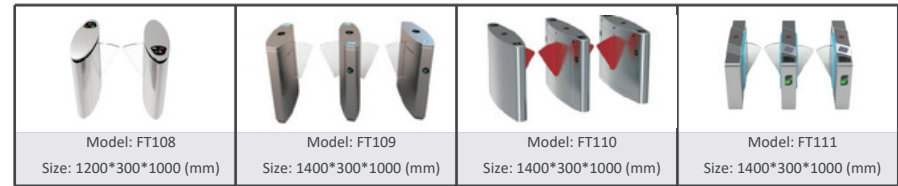

Flap Barrier Turnstile

The ProS's flap barrier turnstile series is an elegant and cost-effective entrance control system designed for high-traffic volume.

Features

- The SUS304 stainless steel casework and high quality electrical components ensure it is durable.
- Barriers retract automatically during emergencies/ power loss.
- No exposed screws.
- Ergonomic design makes card and fingerprint authentication fast & simple for users.
- Built-in Reader Integration greatly reduces installation time & expenses.

| Model NO. | FT100-FT108 | FT109-FT120 |
|---------------------|---|---------------|
| Power requirements | AC110V/ 220V, 50/ 60Hz | |
| Working Temperature | -28°C - 60°C | |
| Working Humidity | 5% - 80% | |
| Flow Rate | 25-48 minute | |
| Lane width(mm) | 600 | |
| Dimensions(mm) | 1200*300*1000 | 1400*300*1000 |
| Net weight(kg) | 55 | 65 |
| LED indicator | Y | |
| Emergency mode | Y | |
| MCBF | 1 million | |
| Optional Function | Alternative material or shape, third-party access control integration, ticket system integration, passage counter | |



Move Flap Barrier Turnstile

The ProS's move flap barrier turnstile series is an elegant and cost-effective entrance control system designed for high-traffic volume.

Features

- The SUS304 stainless steel casework and high quality electrical components ensure it is durable.
- Barriers retract automatically during emergencies/ power loss.
- No exposed screws.
- Ergonomic design makes card and fingerprint authentication fast & simple for users.
- Built-in Reader Integration greatly reduces installation time & expenses.



Quick Swing Turnstile

The ProS's quick swing barrier turnstile series is an elegant and cost-effective entrance control system designed for high-traffic volume.

Features

- The SUS304 stainless steel casework and high quality electrical components ensure it is durable.
- Barriers retract automatically during emergencies/ power loss.
- No exposed screws.
- Ergonomic design makes card and fingerprint authentication fast & simple for users.
- Built-in Reader Integration greatly reduces installation time & expenses.
- Fast speed for high quality project



Swing Barrier

The ProS's biometric swing barrier is an economic swing barrier with a compact design. It is suitable for barrier-free access with flap barriers and turnstiles.

Features

- Adjustable swing width and extra-wide barrier-free access
- SUS304 stainless steel body provides ultra-high durability
- Smooth and quiet operation
- Durable motor
- All-in-one solution optional RIFD and fingerprint access control
- Easy installation and maintenance

| | | | | |
|---|--|--|--|--|
|  Model: ST100 Size: 480*330*980 mm |  Model: ST101 Size: 1400*240*1000 mm |  Model: TS102B Size: 240*240*1000 mm |  Model: ST103 Size: 1200*280*1000 mm |  Model: ST105 Size: 1200*280*1000 mm |
|  Model: ST108 Size: 1400*200*1000 mm |  Model: ST109 Size: 1400*200*1000 mm |  Model: ST110 Size: 1400*200*1000 mm |  Model: FST111 Size: 1400*200*1000 mm |  Model: ST113 Size: 1400*200*1000 mm |
|  Model: FST115 Size: 1200*300*1000 mm |  Model: FST116 Size: 1200*300*1000 mm |  Model: FST117 Size: 1200*300*1020 mm |  Model: FST120 Size: 1400*200*1000 mm |  Model: FST121 Size: 1400*200*1000 mm |

Full Height Turnstile

Biometric Full Height Turnstile

The biometric full height turnstile provides bi-directional access control in conjunction with access control system or any device that can provide a dry contact output.

Features

- Full-automatic core
- SUS304 stainless steel cabinet
- Modular design
- Fail-safe and fail-lock mode
- Visible indicator

| | | | |
|---|--|--|--|
|  Model: HT100 Size: 1400*280*980 (mm) |  Model: HT101 Size: 1450*1500*2300 (mm) |  Model: HT103 Size: 1450*1500*2300 (mm) |  Model: HT105 Size: 1450*1500*2300 (mm) |
|  Model: HT106 Size: 2300*1550*2300 (mm) |  Model: HT107 Size: 2300*1500*2300 (mm) |  Model: HT109 Size: 2300*1500*2300 (mm) |  Model: HT110 Size: 3100*1500*2300 (mm) |



Boom Barrier

Features Compact design, convenient for packing and low delivery cost; ProS designed a rolling pressure spring technology, product life; Booms can be raised and lowered smoothly and steadily; Outer case and interior can be flexibly separated, convenient for maintenance and customization; Simple installation – just fix the barrier gate on floor and connect it to electricity.


| Model NO. | XFPT-01 | XFPT-02 | XFPT-04 | XFPT-05 | XFPT-06 |
|---------------------------|------------------------|---------|------------------------|---------|---------|
| Lane Width | 1-6M | 1-6M | 4.5M | 1-8M | 3M |
| Opening / Closing Time | 6S | 6S | 3S | 1-6S | 1.5S |
| Power requirements | AC110V/ 220V, 50/ 60Hz | | | | |
| Cabinet Material | Powder Coated Steel | | SUS304 Stainless Steel | | |
| Temperature Range | -20°C~+60°C | | | | |
| Humidity Range | ≤90% | | | | |
| Ingress Protection | IP54 | | | | |
| Housing Dimensions(mm) | 36.5*26.5*99 (cm) | | | | |
| Net Weight (Without Boom) | 50KG | | | | |



Automatic Swing Door Operator

AC101

- ✓ Aluminum shell
- ✓ Security anti-leakage switch
- ✓ Remote control x2
- ✓ Microwave Sensor
- ✓ OEM&ODM support



Automatic Swing Door Operator

Power supply:200v~240v

Opening time:3~7s/90°

Opening and holding time:1~30s

Temperature:-20℃~+55℃

Protection level:IP12D

Product weight:6.5Kg


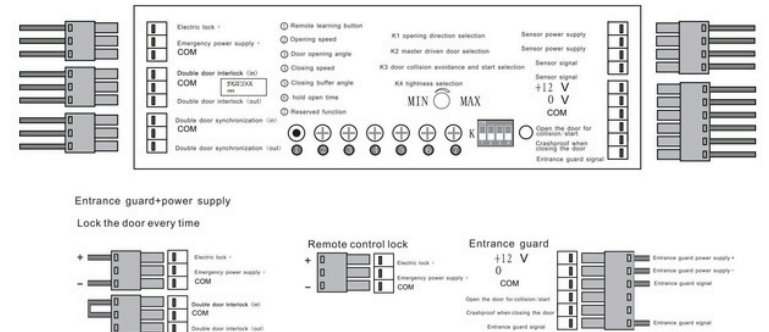
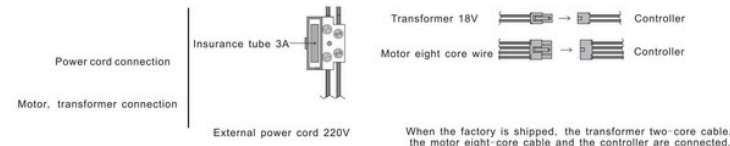
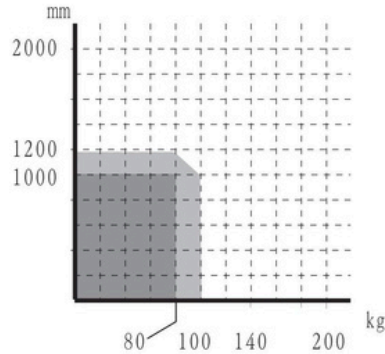
Product volume:515x95x90mm

mm= Door width

kg= Door weight

Optimum scope

Limit range














Exit Button

Pro's Exit Buttons contain with plastic, zinc alloy, stainless steel material, press, touch, not touch types, widely use in access control, smart home, alarm systems.

Remote Control Exit Switch (315MHZ Standard / 433MHZ Optional)

| | |
|-----------------------|-----------------------------------|
| The code way | Self-learn Remote Control |
| Voltage | 12V |
| Working Frequency | 315MHZ Standard / 433MHZ Optional |
| Remote Distance | 50M |
| Output Type | 1-16 way relay |
| Working Temperature | -30°C-70°C |
| Receiving sensitivity | -105DBM |

| | | | |
|---|---|---|---|
|  |  |  |  |
| R01 | R01B-2 | R02 | R03-1 |
|  |  |  |  |
| R04-2 | R08 | R05-1 | R06-4 |
|  |  |  |  |
| R10 | R09-W-3 | R11-B-4 | R16-12 |

Stainless Steel Exit Button

Current Rating 3A@36VDC Max

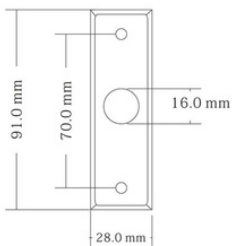
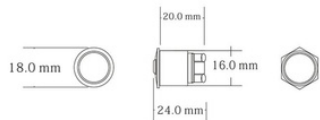
Mechanical Life 1000000 tested

Output Contact NO/NC/COM

| | | | | |
|------------|-------------|--------------|-------------|---------------|
| | | | | |
| Model: E01 | Model: E01S | Model: E01C | Model: E01M | Model: E01K |
| NO/COM | NO/NC/COM | NO/COM | NO/NC/COM | NO/NC/COM |
| Normal | With Led | Color Button | Mushroom | Emergency Key |

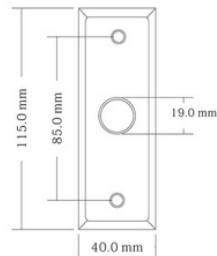
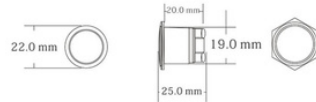
XM-E01

Dimension:



XM-E01-L

Dimension:



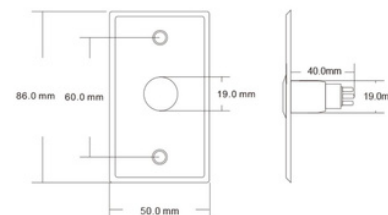
XM-E03 Seissors

| | | | | |
|-------------|---------------|---------------|---------------|---------------|
| | | | | |
| Model: E03 | Model: E03S | Model: E03N | Model: E03K | Model: E03M |
| NO/COM | NO/NC/COM | NO/NC/COM | NO/NC/COM | NO/NC/COM |
| Normal | With Led | NC Contact | Emergency Key | Mushroom |
| | | | | |
| Model: E03Z | Model: E03Z-S | Model: E03Z-N | Model: E03Z-C | Model: E03Z-C |
| NO/COM | NO/NC/COM | NO/NC/COM | NO/COM | NO/COM |
| Normal | With Led | NC Contact | Color Button | Color Button |

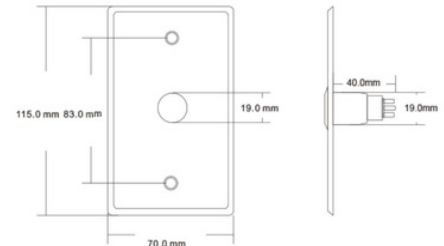
XM-E03

Dimension:

E03D:



E03:



XM-E02 Seiours

| | | | |
|-------------|---------------|-------------------|-----------------|
| | | | |
| Model: E02Z | Model: E02Z-N | Model: E02ZS | Model: E02Z-M |
| NO/COM | NO/NC/COM | 12V/GND/NO/NC/COM | NO/COM |
| Normal | 3 Connector | With LED | Mushroom Button |



Surface Mounted Exit Button

XM-E022 Seiors

| | | | | |
|---------------|---------------|---------------|----------------|----------------|
| | | | | |
| Model: E021-S | Model: E021-B | Model: E021-G | Model: E021-BL | Model: E021-GL |
| NO/COM | NO/COM | NO/COM | NO/NC/COM | NO/NC/COM |
| Silver | Brozen | Grey | LED | LED |
| | | | | |
| Model: E021-S | Model: E021-B | Model: E021-G | Model: E021-BL | Model: E021-GL |
| NO/COM | NO/COM | NO/COM | NO/NC/COM | NO/NC/COM |
| Silver | Brozen | Grey | LED | LED |
| 80x30x24(mm) | 80x30x24(mm) | 80x30x24(mm) | 80x30x24(mm) | 80x30x24(mm) |

| | | | |
|-------------|---------------|---------------|-----------------|
| | | | |
| Model: E02W | Model: E02W-S | Model: E02W-N | Model: E02W-M |
| NO/COM | NO/NC/COM | NO/NC/COM | NO/NC/COM |
| Normal | With Led | NC Contact | Mushroom Button |



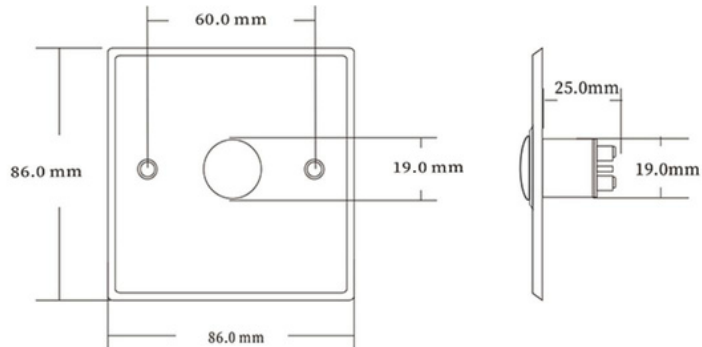
Stainless Steel / Zinc Alloy Exit Button

XM-E04 Seiors

| | | | | |
|-------------|---------------|---------------|---------------|---------------|
| | | | | |
| Model: E04 | Model: E04S | Model: E04C | Model: E03K | Model: E03M |
| NO/COM | NO/NC/COM | NO/COM | NO/NC/COM | NO/NC/COM |
| Normal | With Led | Color Button | Emergency Key | Mushroom |
| | | | | |
| Model: E04Z | Model: E04Z-S | Model: E04Z-N | Model: E04Z-C | Model: E04Z-C |
| NO/COM | NO/NC/COM | NO/NC/COM | NO/COM | NO/COM |
| Normal | With Led | NC Contact | Color Button | Color Button |

XM-E04

Demension:



XM-E05/E06 Seiors

| | | | |
|-------------------|-------------------|-------------------|-------------------|
| | | | |
| Model: E06-LD | Model: E06-LDS | Model: E06-L | Model: E06-LS |
| 91 x 30 x 21(mm) | 91 x 30 x 21(mm) | 115 x 40 x 21(mm) | 115 x 40 x 21(mm) |
| | | | |
| Model: E06-S | Model: E06-SS | Model: E06-SK | Model: E06-SM |
| 86 x 50 x 21(mm) | 86 x 50 x 21(mm) | 86 x 50 x 21(mm) | 86 x 50 x 21(mm) |
| | | | |
| Model: E06-X | Model: E06-XS | Model: E06-XK | Model: E06-XM |
| 115 x 70 x 21(mm) | 115 x 70 x 21(mm) | 115 x 70 x 21(mm) | 115 x 70 x 21(mm) |
| | | | |
| Model: E06-W | Model: E06-WS | Model: E06-WK | Model: E06-WM |
| 86 x 86 x 21(mm) | 86 x 86 x 21(mm) | 86 x 86 x 21(mm) | 86 x 86 x 21(mm) |

Aluminium Alloy Exit Button

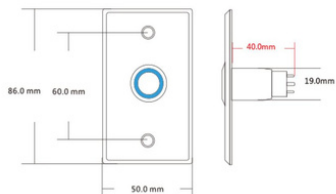
XM-E07 Seissors

| | | | | |
|------------|-------------|--------------|---------------|-------------|
| | | | | |
| Model: E07 | Model: E07S | Model: E07C | Model: E07K | Model: E07N |
| NO/COM | NO/NC/COM | NO/COM | NO/NC/COM | NO/NC/COM |
| Normal | With Led | Color Button | Emergency Key | NC Contact |

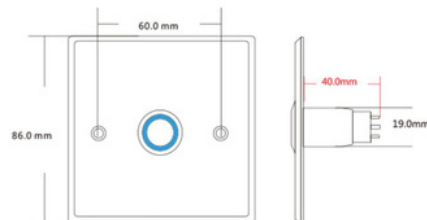
XM-E08 Seissors

| | | | | |
|------------|-------------|--------------|---------------|-------------|
| | | | | |
| Model: E08 | Model: E08S | Model: E08C | Model: E08K | Model: E08N |
| NO/COM | NO/NC/COM | NO/COM | NO/NC/COM | NO/NC/COM |
| Normal | With Led | Color Button | Emergency Key | NC Contact |

E07 Demension:



E08 Demension:



New Arrival Exit Button

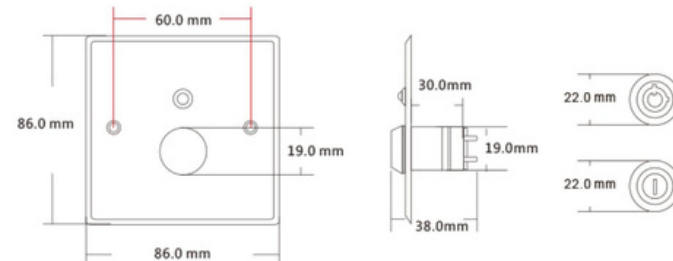
XM-EK01 Seissors

| | | | |
|---------------|---------------|---------------|---------------|
| | | | |
| Model: EK01-L | Model: EK01-S | Model: EK01-X | Model: EK01-W |

XM-E13 Single Led




XM-E13 Double Led



Touch Exit Button



Hot Sale



| Model: E11-B | Model: E11-W | Model: E12-B | Model: E12-W |
|------------------|------------------|------------------|------------------|
| NO/NC/COM | NO/NC/COM | NO/COM | NO/NC/COM |
| 86 x 50 x 20(mm) | 86 x 50 x 20(mm) | 86 x 86 x 20(mm) | 86 x 86 x 20(mm) |

New Arrival Stainless Steel








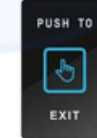



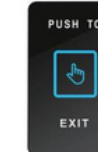




| | | | |
|-------------------|-------------------|-------------------|------------------|
| | | | |
| Model: ET01A-L | Model: ET01A-S | Model: ET01A-X | Model: ET01A-W |
| 115 x 40 x 20(mm) | 86 x 50 x 20(mm) | 115 x 70 x 20(mm) | 86 x 86 x 20(mm) |
| | | | |
| Model: ET02A-S | Model: ET02A-X | Model: ET02A-W | |
| 86 x 50 x 20(mm) | 115 x 70 x 20(mm) | 86 x 86 x 20(mm) | |

1.8mm Thickness


| | | | |
|-------------------|------------------|-------------------|------------------|
| | | | |
| Model: ET05A-SL | Model: ET05A-SS | Model: ET05A-SX | Model: ET05A-SW |
| 115 x 40 x 20(mm) | 86 x 50 x 20(mm) | 115 x 70 x 20(mm) | 86 x 86 x 20(mm) |
| | | | |
| Model: ET05A-AL | Model: ET05A-AS | Model: ET05A-AX | Model: ET05A-AW |
| 115 x 40 x 20(mm) | 86 x 50 x 20(mm) | 115 x 70 x 20(mm) | 86 x 86 x 20(mm) |

New Arrival Touch Exit Button

| | | | |
|---|---|---|---|
|  |  |  |  |
| Model: C5A | Model: C5B | Model: C6A | Model: C6B |
| 86 x 50 x 12(mm) | 86 x 50 x 12(mm) | 86 x 86 x 12(mm) | 86 x 86 x 12(mm) |
|  |  |  |  |
| Model: C7A | Model: C7B | Model: C8A | Model: C8B |
| 115 x 40 x 12(mm) | 115 x 40 x 12(mm) | 86 x 50 x 12(mm) | 86 x 50 x 12(mm) |
|  |  |  |  |
| Model: C9A | Model: C9B | Model: C11A | Model: C11B |
| 115 x 70 x 12(mm) | 115 x 70 x 12(mm) | 86 x 86 x 12(mm) | 86 x 86 x 12(mm) |
|  |  |  |  |
| Model: C12A | Model: C12B | Model: ET01A-T | Model: ET01A-TW |
| 150 x 40 x 20(mm) | 150 x 40 x 20(mm) | 32*27(mm) | 32*27(mm) |

| | | | |
|---|---|---|---|
|  |  |  |  |
| Model: C71A | Model: C71B | Model: C72A | Model: C72B |
| 115 x 40 x 12(mm) | 115 x 40 x 12(mm) | 115 x 40 x 12(mm) | 115 x 40 x 12(mm) |
|  |  |  |  |
| Model: C81A | Model: C81B | Model: C82A | Model: C82B |
| 86 x 50 x 12(mm) | 86 x 50 x 12(mm) | 86 x 50 x 12(mm) | 86 x 50 x 12(mm) |
|  |  |  |  |
| Model: C91A | Model: C91B | Model: C92A | Model: C92B |
| 115 x 70 x 12(mm) | 115 x 70 x 12(mm) | 115 x 70 x 12(mm) | 115 x 70 x 12(mm) |
|  |  |  |  |
| Model: C111A | Model: C111B | Model: C112A | Model: C112B |
| 86 x 86 x 12(mm) | 86 x 86 x 12(mm) | 86 x 86 x 12(mm) | 86 x 86 x 12(mm) |

No Touch Exit Button



Hot Sale



| Model: E09 | Model: E10 |
|-------------------|------------------|
| NO/NC/COM | NO/NC/COM |
| 115 x 70 x 20(mm) | 86 x 86 x 20(mm) |

New Arrival Stainless Steel

| | | | |
|---|---|---|---|
|  |  |  |  |
| Model: EI01A-L | Model: EI01A-S | Model: EI01A-X | Model: EI01A-W |
| 115 x 40 x 20(mm) | 86 x 50 x 20(mm) | 115 x 70 x 20(mm) | 86 x 86 x 20(mm) |

1.8mm thickness

| | | | |
|---|---|---|---|
|  |  |  |  |
| Model: EI05A-SL | Model: EI05A-SS | Model: EI05A-SX | Model: EI05A-SW |
| 115 x 40 x 20(mm) | 86 x 50 x 20(mm) | 115 x 70 x 20(mm) | 86 x 86 x 20(mm) |

New Arrival No Touch Exit Button T Series (Optional Waterproof)









| | | | |
|-------------------|-------------------|------------------|------------------|
| | | | |
| Model: T5A | Model: T5B | Model: T6A | Model: T6B |
| 115 x 40 x 12(mm) | 115 x 40 x 12(mm) | 86 x 50 x 12(mm) | 86 x 50 x 12(mm) |
| | | | |
| Model: T7A | Model: T7B | Model: T8A | Model: T8B |
| 115 x 70 x 12(mm) | 115 x 70 x 12(mm) | 86 x 86 x 12(mm) | 86 x 86 x 12(mm) |
| | | | |
| Model: T9A | Model: T9B | Model: EI20 | Model: T18 |
| 150 x 40 x 20(mm) | 150 x 40 x 20(mm) | 80 x 32 x 23(mm) | 86 x 86 x 12(mm) |

| | | | |
|--------------------|--------------------|--------------------|--------------------|
| | | | |
| Model: EI09/W | Model: EI10/W | Model: EI11A | Model: EI12B |
| 86 x 50 x 20(mm) | 86 x 86 x 20(mm) | 86 x 55 x 14.5(mm) | 86 x 86 x 14.5(mm) |
| | | | |
| Model: SI864A/B | Model: SI864C/D | Model: SI865A/B | Model: SI865C/D |
| 86 x 86 x 14.5(mm) | 86 x 86 x 14.5(mm) | 86 x 86 x 14.5(mm) | 86 x 86 x 14.5(mm) |
| | | | |
| Model: KA86A | Model: KA86B | Model: KA86W | Model: KA86G |
| 86 x 86 x 16(mm) | 86 x 86 x 16(mm) | 86 x 86 x 16(mm) | 86 x 86 x 16(mm) |
| | | | |
| Model: KM30 | Model: KM50 | Model: KM72 | Model: KS86 |
| 80 x 30 x 16(mm) | 86 x 50 x 16(mm) | 86 x 72 x 15(mm) | 86 x 86 x 14.2(mm) |

More Optional No Touch Exit Button

| | | | |
|---|---|---|---|
|  |  |  |  |
| Model: T51A | Model: T51B | Model: T52A | Model: T52B |
| 115 x 40 x 12(mm) | 115 x 40 x 12(mm) | 115 x 40 x 12(mm) | 115 x 40 x 12(mm) |
|  |  |  |  |
| Model: T61A | Model: T61B | Model: T62A | Model: T62B |
| 86 x 50 x 12(mm) | 86 x 50 x 12(mm) | 86 x 50 x 12(mm) | 86 x 50 x 12(mm) |
|  |  |  |  |
| Model: T71A | Model: T71B | Model: T72A | Model: T72B |
| 115 x 70 x 12(mm) | 115 x 70 x 12(mm) | 115 x 70 x 12(mm) | 115 x 70 x 12(mm) |
|  |  |  |  |
| Model: T81A | Model: T81B | Model: T82A | Model: T82B |
| 86 x 86 x 12(mm) | 86 x 86 x 12(mm) | 86 x 86 x 12(mm) | 86 x 86 x 12(mm) |

| | | | |
|---|---|---|---|
|  |  |  |  |
| Model: T701A | Model: T861B | Model: T6NT/W | Model: T4NT/W |
| 115 x 70 x 14.5(mm) | 86 x 86 x 14.5(mm) | 86.5 x 86.5 x 18(mm) | 81 x 31 x 42(mm) |
|  |  |  |  |
| Model: EI01A-T/W | Model: EI02A-T/W | Model: EI03A-T/W | Model: F40 |
| 32*27(mm) | 32*27(mm) | 27*28mm) | 115 x 40 x 26(mm) |

| | | | |
|---|---|---|---|
|  |  |  |  |
| Model: V40 | Model: V70 | Model: V86 | Model: F70 |
| 115 x 40 x 33(mm) | 115 x 70 x 33(mm) | 86 x 86 x 33(mm) | 115 x 70 x 26(mm) |
|  |  |  |  |
| Model: SV40 | Model: SV70 | Model: SV86 | Model: SV86S |
| 115 x 40 x 33(mm) | 115 x 70 x 33(mm) | 86 x 86 x 33(mm) | 86 x 86 x 33(mm) |

Break Glass Emergency Exit Button With Led

| | | | | | |
|----------------|----------------|----------------|----------------|----------------|----------------|
| | | | | | |
| Model: E20A-L1 | Model: E20C-L1 | Model: E20D-L1 | Model: E20A-L2 | Model: E20C-L2 | Model: E20D-L2 |

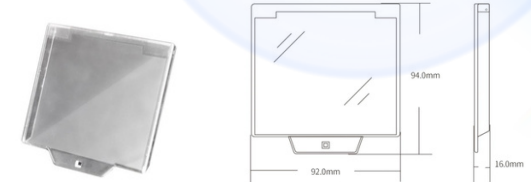
Break Glass Emergency Exit Button

| | | | |
|--------------|---------------|-------------|--------------|
| | | | |
| Model: E20A | Model: E20B | Model: E20C | Model: E20D |
| Color: Green | Color: Yellow | Color: Red | Color: White |

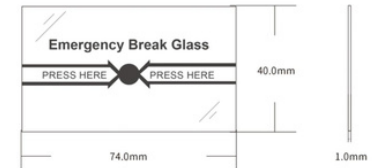
| | | | |
|----------------|---------------|---------------|------------------|
| | | | |
| Model: E20A-2B | Model: E20C-2 | Model: E20D-2 | Model: E19 |
| Color: Green | Color: Red | Color: White | Size: 76*14*14mm |



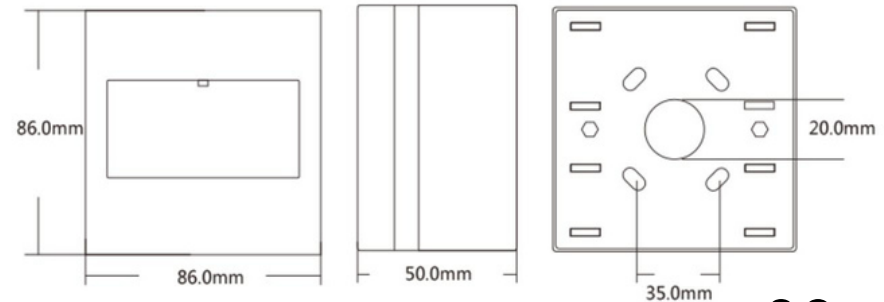
Optional Protect Cover




Glass Words









Demension:




Plastic Exit Button

| | | | | |
|--|---|---|---|---|
|  |  |  |  |  |
| Model: E17 | Model: E17B | Model: E17C | Model: E17D/N | Model: E17E |

| | | | | |
|--|---|---|---|---|
|  |  |  |  |  |
| Model: PA53 | Model: PA86 | Model: E16-M | Model: E17M | Model: ED10 |

| | | | | |
|--|---|---|---|--|
|  |  |  |  | |
| Model: E19A | Model: E19B | Model: E19C | Model: E19D | |



Power Supply Series

| | | | | | | | | |
|--|---|---|---|--|---|---|---|---|
|  |  |  |  |  |  |  |  |  |
| Model: P01/P02 | Model: P01/P02-B | Model: P01M | Model: P01M-B | Model: P01A/P01B | Model: P01B/P02B | Model: P02-B-W | Model: P02-B-B | Model: P02W |
| DC 220V AC 12V3A/5A | DC 220V AC 12V3A/5A | DC 110-240V AC 12V3A | DC 110-240V AC 12V3A | DC 220V AC 12V3A | DC 220V AC 12V3A/5A | DC 220V AC 12V/5A | DC 220V AC 12V/5A | DC 110-240V AC 12V/5A |
|  |  |  |  |  |  |  |  |  |
| Model: P05/P06 | Model: P05A/P06A | Model: P05B/P06B | Model: P06WK | Model: P05/P06N | Model: P07L | Model: P07L (Led) | Model: P07P | Model: P08 (Bell) |
| DC 220V AC 12V3A/5A | DC 220V AC 12V3A/5A | DC 220V AC 12V3A/5A | DC 110-240V AC 12V5A | DC 220V AC 12V3A/5A | DC 110-220V AC 12V5A | DC 110-220V AC 12V5A | DC 110-220V AC 12V5A | DC90-260V AC 12V6A |
|  |  |  |  |  |  |  |  | |
| Model: P03-W | Model: P03-B | Model: P03-R | Model: P04 | Model: P03C-W | Model: P03C-B | Model: P03D-W | Model: P03D-B | |
| DC 100-260V AC 12V3A | DC 100-260V AC 12V3A | DC 100-260V AC 12V3A | DC 90-260V AC 12V5A | DC 100-260V AC 12V5A | DC 100-260V AC 12V5A | DC 100-260V AC 12V5A | DC 100-260V AC 12V5A | |
|  |  |  |  |  |  |  |  | |
| Model: P2 | Model: P2B | Model: P1B | Model: P01A | Model: 12VUPS 1000/2000MAH | Model: 12VUPS 1000/2000MAH | Model: 5VUPS | Model: 7AHB | |
| DC 220V AC 12V3A | DC 100-260V AC 9-16V3A | DC 100-260V AC 9-16V5A | DC 220V AC 12V5A | | | 1000MAH | 7000MAH | |

Door Bell & Siren Series

| | | | | |
|----------------------------------|----------------------------------|-----------------------------------|-----------------------------------|-----------------------------------|
| | | | | |
| Model: HXDB-02 Wired Doorbell | Model: HXDB-02 Wired Doorbell | Model: WDB01 WireLESS Doorbell | Model: WDB02 WireLESS Doorbell | Model: WDB03 WireLESS Doorbell |
| | | | | |
| Model: S88 DB: 110db | Model: S66 DB: 120db | | | |

Door Loop

| | | | |
|--|--|---|----------------------------------|
| | | | |
| Model: G200/G200L 450*12.7/590*13(mm) | Model: G220/221/222 400*8/10/16(mm) | Model: G230/231/232/233 400*8(mm)410*10/430*18 | Model: G212/G213 |
| | | | |
| Model: G210/G210L 450*12.7/590*13(mm) | Model: G230 300*21*24 DIA:10mm | Model: G240 294*21*24 DIA:10mm | Model: G215 130*11/180*13(mm) |

Door Sensor Series

| | | | |
|---|-------------------------------|-----------------------------|---|
| | | | |
| Model: XM31B 54.6*12.3*12(mm) | Model: XM32 64*12.8*12(mm) | Model: XM38 50*14*12(mm) | Model: XM36 24*25(mm) |
| | | | |
| Model: XM51/52 35*15*8(mm) 50*20*10(mm) | Model: M55 106*38*16(mm) | Model: XM56 49*25*15(mm) | Model: XM60 104*50*9.5(mm)/ 107*17*19.8(mm) |







Door Closer Series

| | | | |
|-------------------------|-------------------------|-------------------------|--------------------------|
| | | | |
| Model: DC01 25-45kgs | Model: DC02 45-60kgs | Model: DC03 60-80kgs | Model: DC04 80-150kgs |



RFID Card














ProS'S ProProSty card contain with different types of card, high frequency and low frequency, EM Card, Mifare Card, UHF Card, HID Card, Mifare Desfire Card CPU Card and so on. We also have different chip for different cards, like EM4100, EM4200, EM4305, TK4100, TK4200, F1108, S50, S70, Alien H3, Desfire EV1, FM1208, Mango and so on. And we have cards, tags, A4 paper, wrist card and so on.




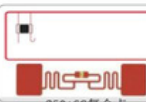



| RFID Card Series | | | | | |
|---|--|---|---|---|---|
| ID Thin Card | ID Thick Card | Mango Thin Card | Mango Thick Card | EM4200 Thin Card | Middle Range Card |
|  |  |  |  |  |  |
| EM-01A | EM-01B | MG-01A | MG-01B | EM-02A | EM-01C |
| RFID - 125KHZ | RFID - 125KHZ | RFID - 125KHZ | RFID - 125KHZ | RFID - 125KHZ | RFID - 125KHZ |

| Mifare Cards | | | | | |
|---|--|---|---|---|---|
| F1108 Thin Card | F1108 Thick Card | S50 Mifare Card | S70 Mifare Card | I-Code Card | Ultralight Card |
|  |  |  |  |  |  |
| MF-02A | MF-02A-B | MF-02B | MF-02C | MF-02D | MF-02E |
| Mifare 13.56MHZ | Mifare 13.56MHZ | Mifare 13.56MHZ | Mifare 13.56MHZ | Mifare 13.56MHZ | Mifare 13.56MHZ |




| ID/Mifare Tags | | | | | | |
|---|--|---|---|---|---|---|
|  |  |  |  |  |  |  |
| EM/MF-03 | EM/MF-03-2 | EM/MF-03-3 | EM/MF-03-4 | EM/MF-03-5 | EM/MF-03-6 | EM/MF-03-8 |
| ID 125KHZ/ Mifare 13.56MHZ | | | | | | |





| HID Series | | | | | | |
|---|---|---|---|---|---|---|
| HID Thin Card | HID Thick Card | HID Tag | ICLASS Thin Card | ICLASS Thick Card | ICLASS Tag | ICLASS Tag |
|  |  |  |  |  |  |  |
| HID-01A | HID-01B | HID-03-3 | HID-02A | HID-02B | HID-03-1 | HID-03-2 |
| HID - 125KHZ | HID - 125KHZ | RFID - 125KHZ | Mifare-13.56MHZ | Mifare-13.56MHZ | Mifare-13.56MHZ | Mifare-13.56MHZ |






| UHF Series | | | | | | | | | | | | |
|--|---|---|---|---|---|--|---|---|---|---|---|---|
| UHF Card | UHF Sticker | UHF Sticker | UHF Sticker | UHF Sticker | UHF Sticker | UHF Sticker | UHF Sticker | UHF Sticker | UHF Sticker | UHF Tag | UHF Tag | UHF Tag |
|  |  |  |  |  |  |  |  |  |  |  |  |  |
| UHF01A | UHF02A | UHF02B | UHF02C | UHF02D | UHF02E | UHF02F | UHF05A | UHF04A | UHF03A-8 | UHF03A-5 | UHF03A-6 | |
| 915MHZ | 915MHZ | 915MHZ | 915MHZ | 915MHZ | 915MHZ | 915MHZ | 915MHZ | 915MHZ | 915MHZ | 915MHZ | 915MHZ | |

| Double Frequency Series | | | | | | |
|--|---|---|---|--|---|---|
| ID+M1 | ID+UHF | T5577+M1 | M1+UHF | ID+M1 | ID+M1 | ID+M1 |
|  |  |  |  |  |  |  |
| EMF01 | EUF01 | TMF01 | MUF01 | EMF03-65 | EMF03-6 | EMF04-1 |
| 125KHZ+13.56MHZ | 125KHZ+915MHZ | 125KHZ+13.56MHZ | 13.56MHZ+915MHZ | 125KHZ+13.56MHZ | 125KHZ+13.56MHZ | 125KHZ+13.56MHZ |

| ID/Mifare Wrist Cards | | | |
|---|---|---|---|
|  |  |  |  |
| EM/MF-04-1 | EM/MF-04-2 | EM/MF-04-3 | EM/MF-04-4 |
| 125kKHZ/13.56MHZ | 125kKHZ/13.56MHZ | 125kKHZ/13.56MHZ | 125kKHZ/13.56MHZ |

| A4 Inlay Cards | | |
|---|---|---|
| ID A4 Inlay | M1 A4 Inlay | F1108 A4 Inlay |
|  |  |  |
| EMI-01 | MFI01 | MFI02 |
| RFID-125KHZ | Mifare-13.56MHZ | Mifare-13.56MHZ |

| CPU Cards | | | |
|---|---|---|---|
| 8K CPU | 7K CPU+1K M1 | 8K CPU | 7K CPU+1K M1 |
|  |  |  |  |
| CPU-01A | CPU-02A | CPU-03A-1 | CPU-03A-2 |
| 13.56MHZ | 13.56MHZ | 13.56MHZ | 13.56MHZ |







| ID/Mifare Coin Cards | | | | |
|---|---|---|---|---|
| DIA: 25mm | | | | |
|  |  |  |  |  |
| EM/MF-04-1 | EM/MF-04-1 | EM/MF-04-2 | EM/MF-04-3 | EM/MF-04-4 |
| 125kKHZ/13.56Z | 125kKHZ/13.56MZ | 125kKHZ/13.56HZ | 125kKHZ/13.56MZ | 125kKHZ/13.56HZ |





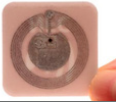

| Desfire Cards | | | | | |
|---|---|---|---|--|---|
| RAM: 2K | RAM: 4K | RAM: 8K | RAM: 2K | RAM: 4K | RAM: 8K |
|  |  |  |  |  |  |
| DSF-01A | DSF-01B | DSF-01C | DSF-03A-5 | DSF-03A-1 | DSF-03A-12 |
| 13.56MHZ | 13.56MHZ | 13.56MHZ | 13.56MHZ | 13.56MHZ | 13.56MHZ |

| Epoxy Gule Card Series | |
|---|-------|
| Different Frequency, Chip And Size Are Customized | |
| | |
| EG-01 | EG-02 |
| TK4100, F1108, UHF, NFC, UID, Double Frequency Etc. | |

| | | | | | | | | | | | | | | |
|----|-------------|--|------------|--|----|---------|--|------------|--|-----|---------|--|------------|--|
| 61 | 50*28mm | | RF 13.56mm | | 76 | 70*26mm | | RF 13.56mm | | 89 | 60*31mm | | RF 13.56mm | |
| 62 | 30*57mm | | RF 13.56mm | | 77 | 55*26mm | | RF 13.56mm | | 90 | 40*40mm | | RF 13.56mm | |
| 63 | 65*45mm | | RF 13.56mm | | 78 | 46*30mm | | RF 13.56mm | | 91 | 43*43mm | | RF 13.56mm | |
| 64 | 49*49mm | | RF 13.56mm | | 79 | 30*50mm | | RF 13.56mm | | 92 | 27*50mm | | RF 13.56mm | |
| 65 | 40*30mm | | RF 13.56mm | | 80 | 36*40mm | | RF 13.56mm | | 93 | 55*35mm | | RF 13.56mm | |
| 66 | 60*22mm | | RF 13.56mm | | 81 | 60*48mm | | RF 13.56mm | | 94 | 60*35mm | | RF 13.56mm | |
| 67 | 45.6*34.8mm | | RF 13.56mm | | 82 | 60*50mm | | RF 13.56mm | | 95 | 40*50mm | | RF 13.56mm | |
| 68 | 38*58mm | | RF 13.56mm | | 83 | 50*60mm | | RF 13.56mm | | 96 | 50*33mm | | RF 13.56mm | |
| 69 | 31*49mm | | RF 13.56mm | | 84 | 55*35mm | | RF 13.56mm | | 97 | 55*49mm | | RF 13.56mm | |
| 70 | 32*50mm | | RF 13.56mm | | 85 | 30*45mm | | RF 13.56mm | | 98 | 67*52mm | | RF 13.56mm | |
| 71 | 33*45mm | | RF 13.56mm | | 86 | 46*36mm | | RF 13.56mm | | 99 | 60*31mm | | RF 13.56mm | |
| 72 | 36*55mm | | RF 13.56mm | | 87 | 70*70mm | | RF 13.56mm | | 100 | 43*40mm | | RF 13.56mm | |
| 73 | 33*40mm | | RF 13.56mm | | 88 | 76*51mm | | RF 13.56mm | | | | | | |
| 74 | 40*50mm | | RF 13.56mm | | | | | | | | | | | |
| 75 | 50*50mm | | RF 13.56mm | | | | | | | | | | | |

| | | | | | | | | | | | | | | | | | | | |
|----|-------------|--|------------|--|----|-----------|--|------------|--|----|-----------|--|------------|--|----|-----------|--|------------|--|
| 1 | 50*30mm | | RF 13.56mm | | 16 | 43*28mm | | RF 13.56mm | | 31 | 40*35mm | | RF 13.56mm | | 46 | 36.8*32mm | | RF 13.56mm | |
| 2 | 42*26mm | | RF 13.56mm | | 17 | 26*50mm | | RF 13.56mm | | 32 | 43*30mm | | RF 13.56mm | | 47 | 32*32mm | | RF 13.56mm | |
| 3 | 39*36mm | | RF 13.56mm | | 18 | 23*60mm | | RF 13.56mm | | 33 | 55*31mm | | RF 13.56mm | | 48 | 50*36mm | | RF 13.56mm | |
| 4 | 32*32mm | | RF 13.56mm | | 19 | 28*60mm | | RF 13.56mm | | 34 | 56*40mm | | RF 13.56mm | | 49 | 50*36mm | | RF 13.56mm | |
| 5 | 55*27mm | | RF 13.56mm | | 20 | 42*26mm | | RF 13.56mm | | 35 | 40*40mm | | RF 13.56mm | | 50 | 70*43mm | | RF 13.56mm | |
| 6 | 28.5*38.5mm | | RF 13.56mm | | 21 | 42*26mm | | RF 13.56mm | | 36 | 28*31.5mm | | RF 13.56mm | | 51 | 68*18mm | | RF 13.56mm | |
| 7 | 35*25mm | | RF 13.56mm | | 22 | 38*30mm | | RF 13.56mm | | 37 | 36*32mm | | RF 13.56mm | | 52 | 45*22mm | | RF 13.56mm | |
| 8 | 28.5*35.5mm | | RF 13.56mm | | 23 | 40*34mm | | RF 13.56mm | | 38 | 35*35mm | | RF 13.56mm | | 53 | 50*49mm | | RF 13.56mm | |
| 9 | 28*28mm | | RF 13.56mm | | 24 | 42*34.5mm | | RF 13.56mm | | 39 | 40*46mm | | RF 13.56mm | | 54 | 36*40mm | | RF 13.56mm | |
| 10 | 35*35mm | | RF 13.56mm | | 25 | 45*23mm | | RF 13.56mm | | 40 | 32*42mm | | RF 13.56mm | | 55 | 58*49mm | | RF 13.56mm | |
| 11 | 20*20mm | | RF 13.56mm | | 26 | 45*35mm | | RF 13.56mm | | 41 | 37*29.5mm | | RF 13.56mm | | 56 | 44*29mm | | RF 13.56mm | |
| 12 | 23*23mm | | RF 13.56mm | | 27 | 42*39mm | | RF 13.56mm | | 42 | 37*29.5mm | | RF 13.56mm | | 57 | 50*42mm | | RF 13.56mm | |
| 13 | 25*25mm | | RF 13.56mm | | 28 | 42*40mm | | RF 13.56mm | | 43 | 35*35mm | | RF 13.56mm | | 58 | 45*42mm | | RF 13.56mm | |
| 14 | 30*30mm | | RF 13.56mm | | 29 | 43*44mm | | RF 13.56mm | | 44 | 32*48mm | | RF 13.56mm | | 59 | 45*42mm | | RF 13.56mm | |
| 15 | 54*28mm | | RF 13.56mm | | 30 | 42*35mm | | RF 13.56mm | | 45 | 40*45mm | | RF 13.56mm | | 60 | 45*42mm | | RF 13.56mm | |

| UID/CUID/5200 Card Series | | | | | |
|---|---|---|---|--|---|
| Thin Card | Thick Card | Keychain | Keychain | Wrist Card | Epoxy Glue Card |
|  |  |  |  |  |  |
| 01A | 01B | 03-1 | 03-2 | 04-2 | EG-01 |
| 125KHZ/13.56MHZ | 125KHZ/13.56MHZ | 125KHZ/13.56MHZ | 125KHZ/13.56MHZ | 125KHZ/13.56MHZ | 125KHZ/13.56MHZ |

| NFC Card Series | | | | | |
|---|---|---|---|---|---|
| Thin Card | Keychain | Keychain | Wrist Card | Sticker | 3M Sticker |
|  |  |  |  |  |  |
| NFC-01A | NFC-03 | NFC-03-2 | NFC-04-2 | NFC-06-1 | NFC-07-1 |
| NTAG213/215/216 | NTAG213/215/216 | NTAG213/215/216 | NTAG213/215/216 | NTAG213/215/216 | NTAG213/215/216 |


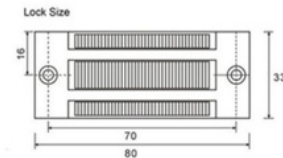
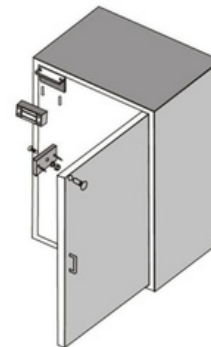


Magnetic Lock

ProS Electronic is one of the most professional electric locks manufacturers in Asia. We have strong R&D skills, production capacities and distribution channels. Our products are Magnetic locks, Strike lock, Drop bolt and so on. ProS's EM Lock Contain with 60KGS, 180KGS, 230KGS, 280KGS, 350KGS and 500KGS, Optional Door Signal, Lock Signal, Timer, Led Light and so on, W280 waterproof door lock also can use outside.

| 60KG EM Lock | | | |
|--|---|---|---|
|  |  |  |  |
| XM-M60 | XM-M60A | XM-M60B | XM-M60C |
| 80L*37W*23H(mm) | 80L*38W*17H(mm) | 80L*40W*25H(mm) | 80L*40W*25H(mm) |

| | |
|---------------------------------|----------------------------|
| Size | 80L*37W*23H(mm) |
| Armature Plate Dimension | 75L*33W*11H(mm) |
| Holding Force | 40KG |
| Input Voltage | DC 12V (Adjustable DC 24V) |
| Current | 12V 60MA / 24V 80MA |
| Suitable | All kinds of cabinet |
| Operating Temperature | -20°C--50°C |
| Operating Humidity | 0--90% |
| Material | zinc Alloy |
| Weight | 0.3KG |



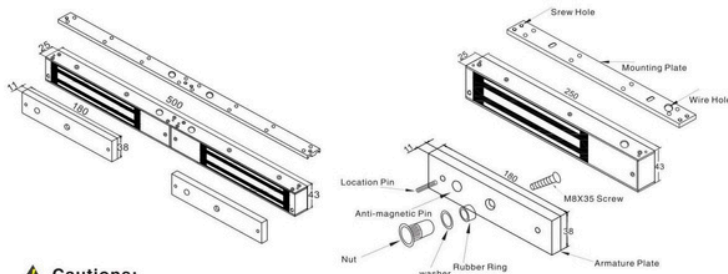
280KG EM Lock

| | | | | | | | | |
|--|---|---|---|--|---|---|---|---|
|  |  |  |  |  |  |  |  |  |
| XM-M280 | XM-M280S | XM-M280ST | XM-M280SB | XM-W280 | XM-M280D | XM-M280DS | XM-280M | XM-M280MF |
| Led | Lock Signal | Signal & Timer | Time & Buzzer | Waterproof | Double Door | Lock Signal | Embedded | Embedded |

| Model | Size(unit:mm) | Voltage | Current | Holding Force | Lock Signal | Door Singal | Door |
|-----------|----------------|------------|------------------------|-------------------|-------------|-------------|--------|
| XM-M280 | 250Lx48.5Wx25H | 12V/24V DC | 12V/500MA 24V/250MA | 280kg(600lbs) | No | No | Single |
| XM-M280S | 250Lx48.5Wx25H | 12V/24V DC | 12V/500MA 24V/250MA | 280kg(600lbs) | Yes | No | Single |
| XM-M280ST | 250Lx48.5Wx25H | 12V/24V DC | 12V/500MA 24V/250MA | 280kg(600lbs) | Yes | No | Single |
| XM-M280SB | 250Lx48.5Wx25H | 12V/24V DC | 12V/500MA 24V/250MA | 280kg(600lbs) | Yes | No | Single |
| XM-280D | 500Lx48.5Wx25H | 12V/24V DC | 12V/500MA 24V/250MA | 280kg*2(600Lbs*2) | No | No | Double |
| XM-280DS | 500Lx48.5Wx25H | 12V/24V DC | 12V/500MA 24V/250MA | 280kg*2(600Lbs*2) | Yes | No | Double |
| XM-280M | 230Lx38Wx25H | 12V/24V DC | 12V/500MA 24V/250MA | 280kg(600lbs) | No | No | Single |
| XM-280MF | 230Lx38Wx25H | 12V/24V DC | 12V/500MA 24V/250MA | 280kg(600lbs) | No | No | Single |

| | | |
|---------------------------------|----------------------------|------------------|
| Model | XM-M280 | XM-280M/MF |
| Size | 250L*48W*25H(mm) | 230L*38W*27H(mm) |
| Armature Plate Dimension | 180L*38W*11H(mm) | 180L*36W*11H(mm) |
| Holding Force | 280KG | |
| Input Voltage | DC 12V (Adjustable DC 24V) | |
| Current | 12V/480mA 24V/240mA | |
| Suitable | All kinds of Lock | |
| Operating Temperature | -20°C--50°C | |
| Operating Humidity | 0--90% | |
| Material | zinc Alloy | |
| Weight | 2KG | |

Diagram(unit:mm)



⚠ Cautions:

- A. The screw of armature plate should not be fixed too tight. Proper elasticity should be guaranteed for the rubber ring so that the armature plate can adjust itself to the appropriate position.
- B. Check the jumper's position before connecting. Figure out it represents 12VDC or 24VDC.
- C. Please keep the surface of the lock clean, or the force will be reduced because of the dust, glue or scotch tape on it.

Installation

Steps

- 1** **Template**
Fold the plate to 90°.
- 2** **Door Frame**
Door leaf **Template**
Close the door first, then place the upper side of template on door frame, while adjust the left side next to the door leaf.
- 3** **Door Frame**
Door leaf **Template**
Mark screw positions of armature plate and magnetic lock on door leaf and door frame respectively.
- 4** **Door leaf**
Drill holes based on the marked positions.
- 5**
Make a combination based on the picture.
- 6** **Setpin**
Strike the pin into the armature plate slightly (to avoid movement).
- 7**
Make a combination based on the picture(add washer accordingly). The rubber ring must be added.
- 8** **Rubber ring**
Place the rubber ring between armature plate and door leaf.
- 9** **Allen Key**
Use Allen key to remove the mounting plate from lock body.
- 10** **Wire**
Fix the mounting plate on the door frame according to the holes drilled earlier.
- 11** **Allen Key**
Use Allen key to screw the lock body on the mounting plate.
- 12**
Close the door to test holding force. The angle between armature plate and magnetic lock can be adjusted by adding or reducing washers.
- 13** **Screw door**
After all the appropriate procedures, the holding force can be maximized. Finally, fix the tamper screw.

Hollow Metal Door

Drill a hole
Inside: Diameter is 8mm
Outside: Diameter is 16mm

Wooden Door

Drill a hole
Inside: Diameter is 8mm
Outside: Diameter is 12.7mm

Metal Surface Door

6.8mm for M8-1.25thread

Notice:

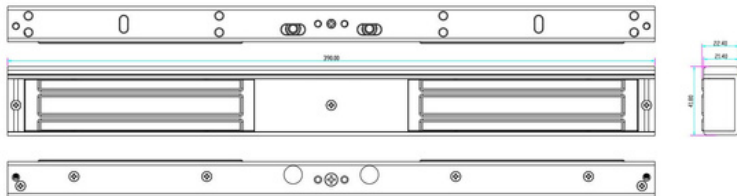
Thickness of Door Leaf:

| | |
|--------------|---------------|
| 350LBS: 44mm | 600LBS: 50mm |
| 800LBS: 48mm | 1200LBS: 46mm |

180KGS EM Lock

| | | |
|--|---|---|
|  |  |  |
| XM-M180 | XM-M180D | XM-M180 |
| Normal | Double | Embedded |

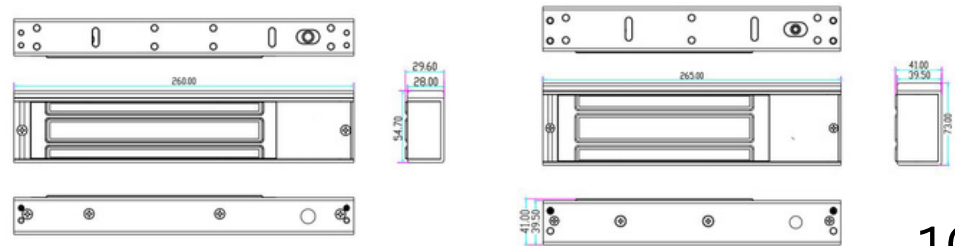
| | | |
|---------------------------------|----------------------------|------------------|
| Model | XM-180 | XM-180M |
| Size | 170L*35W*21H(mm) | 191L*33W*21H(mm) |
| Armature Plate Dimension | 130L*33W*9.3H(mm) | 130L*32W*8H(mm) |
| Holding Force | 180KG (350LBS) | |
| Input Voltage | DC 12V (Adjustable DC 24V) | |
| Current | 12V/480mA 24V/240mA | |
| Suitable | All kinds of Lock | |
| Operating Temperature | -20°C--50°C | |
| Operating Humidity | 0--90% | |
| Material | zinc Alloy | |
| Weight | 1KG | |



350/500KGS EM Lock

| | | | | |
|--|---|---|---|---|
|  |  |  |  |  |
| XM-M350/500 | XM-M350S/500S | XM-M350ST/500ST | XM-M350SB/500SB | XM-M350SD/500D |
| Led | Singal | Singal & Timer | Singal & Buzzer | Singal & Buzzer |

| | | |
|---------------------------------|----------------------------|------------------|
| Model | XM-M350 | XM-M500 |
| Size | 260L*55W*29H(mm) | 265L*73W*41H(mm) |
| Armature Plate Dimension | 180L*38W*11H(mm) | 185L*57W*13H(mm) |
| Holding Force | 350KG (700LBS) | 500KG (1200LBS) |
| Input Voltage | DC 12V (Adjustable DC 24V) | |
| Current | 12V/500mA 24V/250mA | |
| Suitable | All kinds of Door | |
| Operating Temperature | -20°C--50°C | |
| Operating Humidity | 0--90% | |
| Material | zinc Alloy | |
| Weight | 2.6KG | 4.5KG |

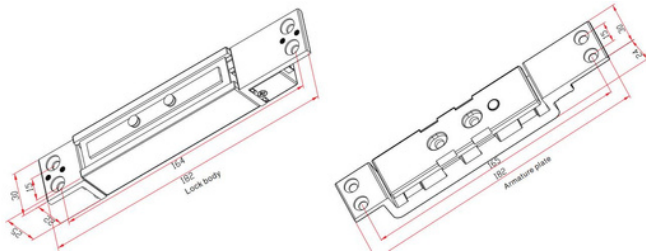


XM-2500

Shear Lock



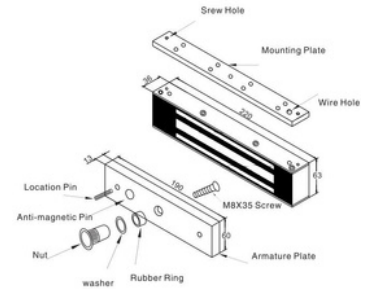
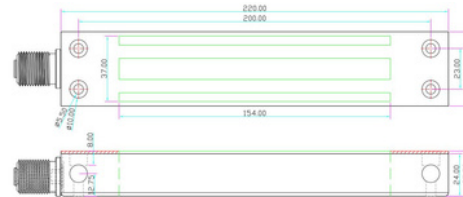
| | |
|----------------------------|----------------------------|
| Model | XM-1200 |
| Size | 257L*30W*25H(mm) |
| Armature Plate Size | 257L*30W*24H(mm) |
| Holding Force | 1200KG (2400LBS) |
| Input Voltage | DC 12V (Adjustable DC 24V) |
| operating Current | 850MA |
| Standby Current | 400MA |
| Door Status Sensor | NO/COM |
| Door Status Sensor | NO/NC/COM |
| Time Delay | 0,5,10,15s |
| Weight | 1.2KG |



Waterproof EM Lock

| | | |
|--------------------|------------------|------------------|
| | | |
| XM-W280 | XM-280R | XM-500R |
| 222L*47.2W*26H(mm) | 220L*47W*28H(mm) | 220L*63W*41H(mm) |

| | | |
|---------------------------------|----------------------------|------------------|
| Model | XM-250S | XM-500S |
| Size | 205L*42W*29H(mm) | 220L*63W*41H(mm) |
| Armature Plate Dimension | 185L*38W*11H(mm) | 187L*60W*16H(mm) |
| Holding Force | 250KG (600LBS) | 500KG (1200LBS) |
| Input Voltage | DC 12V (Adjustable DC 24V) | |
| Current | 12V/500mA 24V/250mA | |
| Suitable | All kinds of Door | |
| Operating Temperature | -20°C--50°C | |
| Operating Humidity | 0--90% | |
| Material | zinc Alloy | |
| Weight | 2.3KG | 4.9KG |



Bracket For EM Locks

Z Bracket



| | | | | |
|-------------------|-------------------|-------------------|-------------------|-------------------|
| XM-ZB180 | XM-ZB230 | XM-ZB280 | XM-ZB350 | XM-ZB500 |
| For 180KG EM lock | For 230KG EM lock | For 280KG EM lock | For 350KG EM lock | For 500KG EM lock |

L Bracket




| | | | | |
|-------------------|-------------------|-------------------|-------------------|-------------------|
| XM-LB180 | XM-LB230 | XM-LB280 | XM-LB350 | XM-LB500 |
| For 180KG EM lock | For 230KG EM lock | For 280KG EM lock | For 350KG EM lock | For 500KG EM lock |

ZL Bracket



| | | | | |
|-------------------|-------------------|-------------------|-------------------|-------------------|
| XM-ZLB180 | XM-ZLB230 | XM-ZLB280 | XM-ZLB350 | XM-ZLB500 |
| For 180KG EM lock | For 230KG EM lock | For 280KG EM lock | For 350KG EM lock | For 500KG EM lock |

U Bracket



| | | |
|-------------------|-------------------|-------------------|
| XM-UB180 | XM-UB280 | XM-UB350 |
| For 180KG EM lock | For 280KG EM lock | For 350KG EM lock |

UL Bracket



| |
|-------------------|
| XM-ZLUB280 |
| For 280KG EM lock |

ZLH Bracket



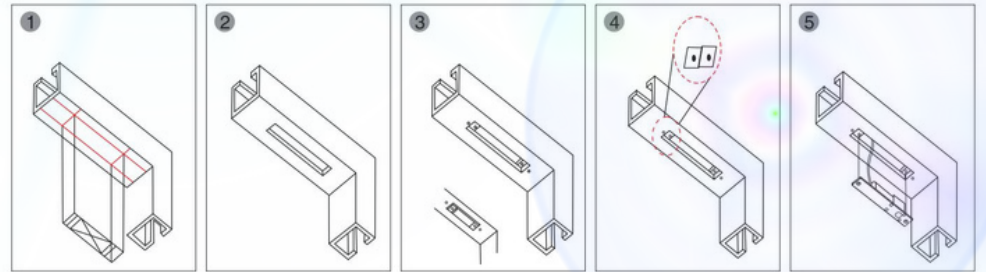
| |
|-------------------|
| XM-LC280 |
| For 280KG EM lock |



Electric Bolt Lock

ProS Electronic is one of the most professional electric locks manufacturers in Asia. We have strong R&D skills, production capacities and distribution channels. Our products are Magnetic locks, Strike lock, Drop bolt and so on. ProS's Bolt Lock Contain with Lock Signal, Timer Delay; Open Way contain with Fail-Serure And Fail-Safe.

Installation:



1 Place lock body template to match with door frame center line

2 Cut hole

3 Fix mounting plate (For hollow metal frame)

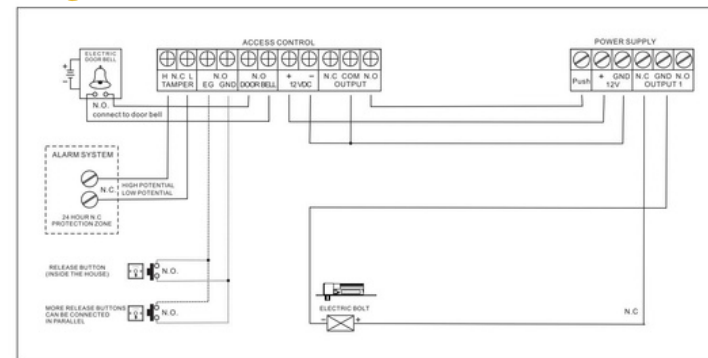
4 Connect wires

5 Mount lock body on the door frame and test


Installation Guide:

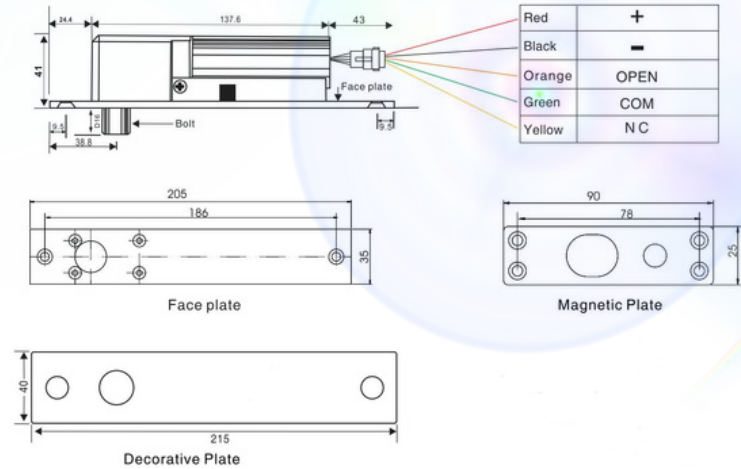



Diagram:






Fail-Safe Bolt Lock

| XM-200 Series Bolt Lock | | | | | | |
|---|-----------------|-------------------------------|-------------|-------------------------|-------------------------|------------------------------|
|  | | | | | | |
| XM-200 | XM-200A | XM-200B | XM-200C | XM-200D | XM-200E | XM-200F |
| Normal | Low Temperature | Low Temperature & Timer Delay | Lock Signal | Lock Signal Timer Delay | Lock Signal Timer Delay | Lock/Door Signal Timer Delay |
| 2 Lines | 2 Lines | 2 Lines | 4 Lines | 4 Lines | 5 Lines | 8 Lines |
| Lock Dimension: 205L*35W*41H(mm) Plate Dimension : 90L*25W*2H(mm) | | | | | | |
| Voltage: DC12V | | | | | | |
| Start Current: 960mA Standby Current: 130mA | | | | | | |
| Fail-safe type: Power to lock | | | | | | |



| XM-205 Series Bolt Lock | | | | | | |
|--|-----------------|-------------------------------|-------------|-------------------------|-------------------------|------------------------------|
|  | | | | | | |
| XM-205 | XM-205A | XM-205B | XM-205C | XM-205D | XM-205E | XM-205F |
| Normal | Low Temperature | Low Temperature & Timer Delay | Lock Signal | Lock Signal Timer Delay | Lock Signal Timer Delay | Lock/Door Signal Timer Delay |
| 2 Lines | 2 Lines | 2 Lines | 4 Lines | 4 Lines | 5 Lines | 8 Lines |
| Lock Dimension: 205L*35W*41H(mm) Plate Dimension : 90L*25W*2H(mm) | | | | | | |
| Voltage: DC12V | | | | | | |
| Start Current: 960mA Standby Current: 130mA | | | | | | |
| Fail-safe type: Power to lock | | | | | | |

| Bracket For Bolt Lock | | |
|--|--|--|
|  |  |  |
| XM-100B | XM-100C | XM-100A |
| 70L*45W*25H(mm) | 80L*38W*17H(mm) | 203x57x45(mm) |

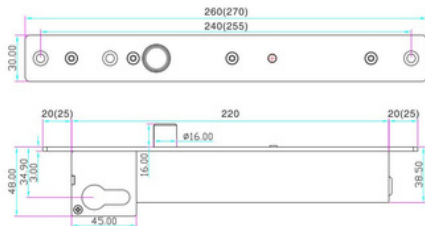
XM-400T



Advantage

Low Temperature, Safe & Durable
 Low Power, Environmental Protection
 Long Life With 500000 cycles
 Autolock Time Delay: 0,3,6,9s
 Door Status Signal Output: NC, NO, COM

| | |
|------------------------|-------------------------------------|
| Lock Body | 270L*30W*43H(mm) |
| Magnetic Plate | 100L*25W*3H(mm) |
| Bolt | 16mm Dia |
| Input Voltage | DC 12V |
| Start Current | 1200MA |
| Standby Current | 200MA |
| Suitable for | Wooden door, metal door, glass door |
| Material | 304 stainless steel |
| Weight | 1.6KG |



Fail-Safe & Fail Secure Bolt Lock

| | | | | |
|----------------------|----------------------|----------------------|---------------------|---------------------|
| | | | | |
| XM-500 XM-500S | XM-600-L | XM-600S | XM-300T | XM-405 |
| 5 Lines 8 Lines | 5 Lines | 8 Lines | 5 Lines | 5 Lines |
| Size: 200*28*38 (mm) | Size: 200*28*38 (mm) | Size: 200*28*38 (mm) | Size: 192*25*34(mm) | Size: 192*25*34(mm) |

Framless & Surface Glass Door Lock

| | | | | |
|---------------------|---------------------|---------------------|---------------------|---------------------|
| | | | | |
| XM-600 | XM-601 | XM-610 | XM-640 | XM-620 |
| Size: 170*48*40(mm) | Size: 150*45*37(mm) | Size: 170*28*43(mm) | Size: 150*34*28(mm) | Size: 170*28*43(mm) |

XM-714Z Mini Bolt Lock



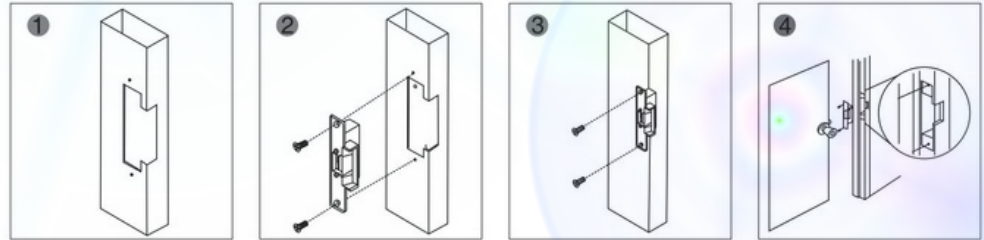
| | |
|----------------------|---------------------|
| Lock Body | 125*38*38mm |
| Bolt | 16mm Dia |
| Input Voltage | DC 12V |
| Start Current | 900MA |
| Suitable for | Cabinet |
| Material | 304 stainless steel |
| Weight | 0.3KG |



Electric Strike Lock

ProS Electronic is one of the most professional electric locks manufacturers in Asia. We have strong R&D skills, production capacities and distribution channels. Our products are Magnetic locks, Strike lock, Drop bolt and so on. ProS's Strike Lock is optional Lock Signal, US And EU standard is suitable to all kinds of bolt.

Installation:



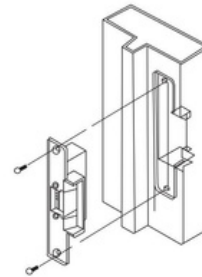
1 Cut hole according to the dimension of strike.

2 Assemble the lock and connect it to the power to test

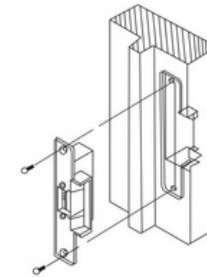
3 Fix the electric strike

4 Finished

Suitable Door:

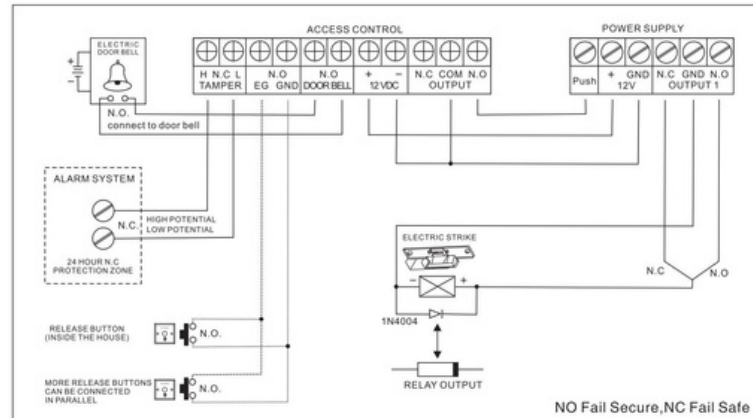






Metal Door Frame







Wooden Door Frame


Diagram:



| XM-150 Short Plate Types | | | | | |
|---|-------------|---|-------------|---|--|
|  | |  | |  |  |
| XM-150A | XM-150A-S | XM-150KA | XM-150KA-S | XM-150B/KB | XM-150C |
| Narrow Month | Lock Signal | Wide Month | Lock Signal | Safe Edge | Safe Edge |
| 2 Lines | 5 Lines | 2 Lines | 5 Lines | 2 Lines | 2 Lines |
| 150L*39W*31H(mm) | | | | 150L*37W*34H(mm) | |
| Voltage: DC12V or DC24V | | | | | |
| Start Current: 12V240MA/24V120MA | | | | | |
| Fail-safe type: Fail Secure (A), Fail Safe(B) | | | | | |

| XM-240 Long Plate Types | | | |
|---|--|--|---|
|  |  |  |  |
| XM-240A | XM-240B | XM-250KA | XM-250KB |
| Narrow Month | Narrow Month | Wide Month | Wide Month |
| 2 Lines | 2 Lines | 2 Lines | 2 Lines |
| 240L*32W*34H(mm) | 240L*41W*34H(mm) | 250L*25W*34H(mm) | 250L*38W*34H(mm) |
| Voltage: DC12V or DC24V | | | |
| Start Current: 12V240MA/24V120MA | | | |
| Fail-safe type: Fail Secure (A), Fail Safe(B) | | | |

| ANSI Standard | | | |
|---|---|---|----------|
|  | |  | |
| XM-124A | XM-124AS | XM-124B | XM-124BS |
| Dimension: 124L*43.5W*32.5H(mm) | | | |
| US Standard | | | |
|  | |  | |
| XM-165K | XM-165KS | XM-250K | XM-250KS |
| 165L*43.5W*32.5H(mm) | | 250L*43.5W*32.5H(mm) | |
| EU Standard | | | |
|  |  |  | |
| XM-160KQ | XM-110KA | XM-250KAQ | |
| 160L*25W*31H(mm) | 110L*25W*31.5H(mm) | 250L*25W*31.5H(mm) | |
|  |  |  | |
| XM-360A/B | XM-370A/B-S | XM-150F | |
| 138L*32W*39H(mm) | 230L*40W*30H(mm) | 149L*28W*31H(mm) | |



Cabinet Electric Lock

IMI Electronic is one of the most professional electric locks manufacturers in Asia. We have strong R&D skills, production capacities and distribution channels. Our products are Magnetic locks, Strike lock, Drop bolt and so on. ProS's Cabinet Lock contain with different types of lock, all the cabinet lock are fail secure.

| | | | |
|--------------------|--------------------|--------------------|--------------------|
| | | | |
| XM-7143 | XM-7145 | XM-7146 | XM-320A/B-MS |
| Size: 41*35*19(mm) | Size: 95*75*26(mm) | Size: 80*65*15(mm) | Size: 73*57*15(mm) |
| | | | |
| XM-11 | XM-11-N | XM-12 | XM-13 |
| Size: 55*41*28(mm) | Size: 55*41*25(mm) | Size: 62*27*29(mm) | Size: 54*39*28(mm) |
| | | | |
| XM-13-N | XM-19 | XM-19-B | |
| Size: 55*41*25(mm) | Size: 91*28*30(mm) | Size: 91*28*30(mm) | |

" YOUR TRUSTED GUARDIAN IN
ADVANCED SECURITY SOLUTIONS.

حارسك الموثوق في حلول
الأمان المتقدمة

Discover More @ www.ProSecure.ae."